


CANDIDATE
NAME

CENTRE
NUMBER

--	--	--	--	--

CANDIDATE
NUMBER

--	--	--	--



BIOLOGY

Paper 3 Practical Test

5090/31

May/June 2018

1 hour 15 minutes

Candidates answer on the Question Paper.

Additional Materials: As specified in the Confidential Instructions.

READ THESE INSTRUCTIONS FIRST

Write your Centre number, candidate number and name on all the work you hand in.

Write in dark blue or black pen.

You may use an HB pencil for any diagrams or graphs.

Do not use staples, paper clips, glue or correction fluid.

DO NOT WRITE IN ANY BARCODES.

Answer **all** questions.

Write your answers in the spaces provided on the Question Paper.

Electronic calculators may be used.

You may lose marks if you do not show your working or if you do not use appropriate units.

At the end of the examination, fasten all your work securely together.

The number of marks is given in brackets [] at the end of each question or part question.

For Examiner's Use	
1	
2	
Total	

This document consists of **8** printed pages.

You are advised to read through the questions on this paper carefully before starting work.

1 You are going to investigate heat loss from the outer surface of the bodies of two animals.

You are provided with a large test-tube and a small test-tube to represent the two animals.

The large test-tube has a lower surface area to volume ratio.

The small test-tube has a higher surface area to volume ratio.

When you are ready, place the two test-tubes in a rack or beaker and raise your hand. The Supervisor will pour hot water into the two test-tubes.

Caution: the test-tubes will be hot.

(a) (i) Immediately measure the temperature of the water in each test-tube and record your measurements in the table.

After 2 minutes, measure the temperature of the water in each test-tube again and record your measurements in the table.

Measure the temperature of the water in each test-tube every 2 minutes for 10 minutes and record your measurements in the table.

time/minutes	temperature/°C	
	large test-tube	small test-tube
0		
2		
4		
6		
8		
10		

[2]


(ii) Describe how your results could be made more reliable.

.....

 [2]

- (b) (i) On the grid below and using **one** set of axes, construct a graph with **two** lines to show the relationship between time and temperature of the water in the two test-tubes.

Join your points with ruled, straight lines.



[5]

- (ii) Use your graph to determine the temperature of the water in the **large** test-tube at 3 minutes.

Show your working on your graph.

.....[2]

- (iii) Describe what you can conclude about heat loss in large and small animals from your results.

.....
.....[1]

(c) Penguins are animals that need to maintain a constant body temperature. They can be found living in cold climates near the South Pole as well as in the warmer climate of New Zealand.

Using the results of this investigation, suggest and explain:

(i) what difference there may be in the size of the penguins found in these two areas,

size

explanation

[2]

(ii) why penguins stand very close together in groups when external temperatures are very low.

.....
.....
.....

[2]

[Total: 16]

2 The photograph shows a human tooth.



(a) In the space below make a large drawing of this tooth.

[4]

(b) (i) Draw a line **on the photograph** to show the maximum length of the tooth.

Measure and record this length.

Draw a line **on your drawing** to show the maximum length of the tooth.

Measure and record this length.

[3]

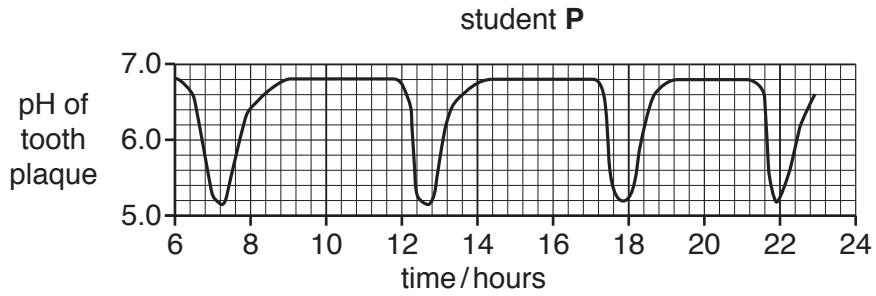
(ii) Use your measurements in (b)(i) to calculate the magnification of your drawing compared to the tooth in the photograph.

Show your working.

x [2]

(c) Plaque is a layer of bacteria which forms on teeth and can cause dental decay.

The pH of the plaque from the teeth of student **P** was measured during a day. The results were plotted on a graph.



(i) Suggest how the pH of plaque could be measured safely.

.....

.....

.....

.....[3]

(ii) Suggest and explain why the pH of plaque in the graph is lower at certain times of the day.

.....

.....

.....

.....

.....

.....[4]

.....

.....

.....

..... [5]

[Total: 24]

Permission to reproduce items where third-party owned material protected by copyright is included has been sought and cleared where possible. Every reasonable effort has been made by the publisher (UCLES) to trace copyright holders, but if any items requiring clearance have unwittingly been included, the publisher will be pleased to make amends at the earliest possible opportunity.

To avoid the issue of disclosure of answer-related information to candidates, all copyright acknowledgements are reproduced online in the Cambridge International Examinations Copyright Acknowledgements Booklet. This is produced for each series of examinations and is freely available to download at www.cie.org.uk after the live examination series.

Cambridge International Examinations is part of the Cambridge Assessment Group. Cambridge Assessment is the brand name of University of Cambridge Local Examinations Syndicate (UCLES), which is itself a department of the University of Cambridge.