



Cambridge Assessment International Education
Cambridge International General Certificate of Secondary Education

CANDIDATE
NAME


| |
|--|
| |
|--|

CENTRE
NUMBER

| | | | | |
|--|--|--|--|--|
| | | | | |
|--|--|--|--|--|

CANDIDATE
NUMBER

| | | | |
|--|--|--|--|
| | | | |
|--|--|--|--|



COMBINED SCIENCE

0653/42

Paper 4 (Extended)

October/November 2019

1 hour 15 minutes

Candidates answer on the Question Paper.

No Additional Materials are required.

READ THESE INSTRUCTIONS FIRST

Write your centre number, candidate number and name on all the work you hand in.

Write in dark blue or black pen.

You may use an HB pencil for any diagrams or graphs.

Do not use staples, paper clips, glue or correction fluid.

DO NOT WRITE IN ANY BARCODES.

Answer **all** questions.

Electronic calculators may be used.

You may lose marks if you do not show your working or if you do not use appropriate units.

A copy of the Periodic Table is printed on page 20.

At the end of the examination, fasten all your work securely together.

The number of marks is given in brackets [] at the end of each question or part question.

This document consists of **20** printed pages.

- 1 (a) A student investigates the volumes of air breathed in and out of their lungs before and during exercise.

Fig. 1.1 shows graphs of the results.

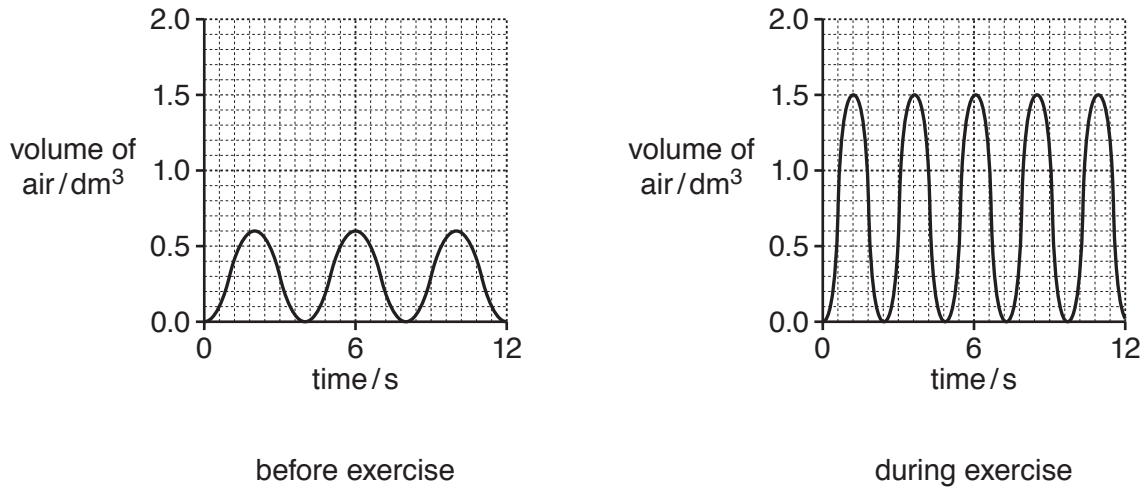


Fig. 1.1

- (i) Use data from Fig. 1.1 to calculate the **extra** volume breathed in with each breath during exercise.

extra volume = dm³ [1]

- (ii) Use data from Fig. 1.1 to calculate the **increase** in breathing rate during exercise.

Write your answer in breaths per minute.

increase = breaths per minute [2]

- (b) The pattern of breathing changes during exercise due to the change in the carbon dioxide concentration in the blood.

Explain the change in carbon dioxide concentration in the blood.

change in concentration

explanation

.....

[2]

(c) Smoking tobacco has harmful effects on the gas exchange system.

Describe the effect of carbon monoxide in tobacco smoke.

.....
.....
..... [2]

(d) Suggest **one** disease caused by the tar in tobacco smoke.

..... [1]

[Total: 8]

- 2 (a) Fig. 2.1 shows a fractional distillation column used in the separation of petroleum.

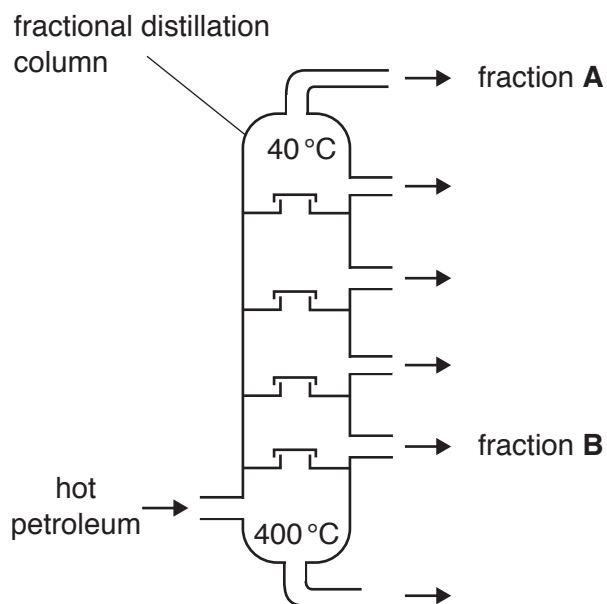


Fig. 2.1

- (i) Describe **one similarity** of the molecules in fraction **A** and fraction **B**.

.....
 [1]

- (ii) Describe **one difference** between the molecules in fraction **A** and fraction **B**.

.....
 [1]

(b) Methane and propane are both members of the homologous series of alkanes.

(i) State what is meant by a *homologous series*.

.....

 [2]

(ii) Complete Fig. 2.2 to show the structure of a molecule of propane, C₃H₈.

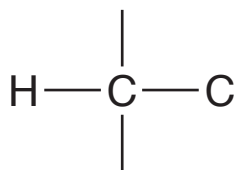


Fig. 2.2

[2]

(c) During the complete combustion of propane, carbon dioxide and water are formed.

(i) Construct the balanced symbol equation for the complete combustion of propane.

..... [2]

(ii) State **one** effect of an increase in the concentration of carbon dioxide in the atmosphere.

.....
 [1]

(iii) Draw a dot-and-cross diagram of a molecule of carbon dioxide.

Show all of the outer shell electrons.

[2]

- 3 (a) Fig. 3.1 shows how a spring is stretched when a force is applied to one end.

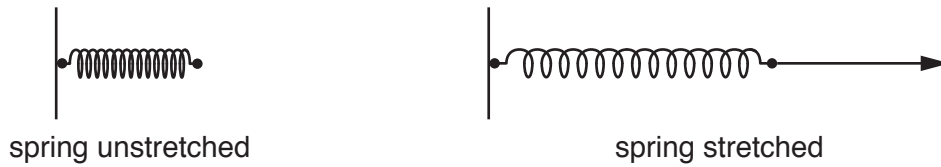


Fig. 3.1

- (i) State Hooke's Law.

.....
 [1]

- (ii) The unstretched spring is a length of 0.10 m. When a force of 2.0 N is applied, the spring stretches to a length of 0.14 m.

Calculate the total force required to stretch the spring to a length of 0.16 m.

Show your working.

total force = N [2]

- (iii) The spring is released and it returns to its original length. An average force of 0.75 N is then used to extend the spring by 0.015 m.

Calculate the work done in extending the spring.

Show your working.

work done = J [2]

(b) A ball of mass 125 g is projected vertically upwards by a spring.

The initial kinetic energy of the ball is 2.0 J.

(i) Calculate the maximum increase in the vertical height of the ball.

gravitational field strength $g = 10 \text{ N/kg}$

Show your working.

increase in height = m [3]

(ii) Suggest **one** reason why the ball will **not** reach the maximum height calculated in (b)(i).

.....
..... [1]

[Total: 9]

4 (a) Fig. 4.1 shows a root hair cell and soil particles.

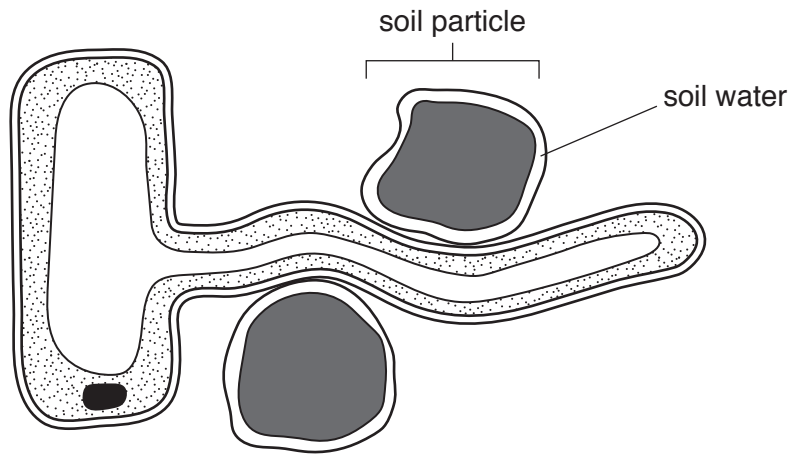


Fig. 4.1

(i) On the root hair cell in Fig. 4.1 use label lines to identify:

1. the nucleus
2. the cell membrane.

[2]

(ii) Explain how the structure of the root hair cell is adapted for water uptake.

.....

 [2]

(b) Plants need a supply of mineral ions. These are dissolved in water in the soil.

(i) Describe the importance of nitrate ions in a plant.

.....
 [1]

(ii) Describe the pathway taken by nitrate ions from the root hair cells to the mesophyll cells in the leaf.

.....

 [2]

(c) Humans need vitamin D.

(i) Describe **one** effect of vitamin D deficiency in humans.

..... [1]

(ii) Name a food which is a rich source of vitamin D.

..... [1]

[Total: 9]

5 (a) Aluminium ore is mainly aluminium oxide. Aluminium is extracted from its ore by electrolysis.

(i) Name the ore from which aluminium is extracted.

..... [1]

(ii) The chemical formula of aluminium oxide is Al_2O_3 .

The formula of an oxide ion is O^{2-} .

Deduce the formula of an aluminium ion.

..... [1]

(iii) Fig. 5.1 shows the industrial apparatus used for the extraction of aluminium by electrolysis.

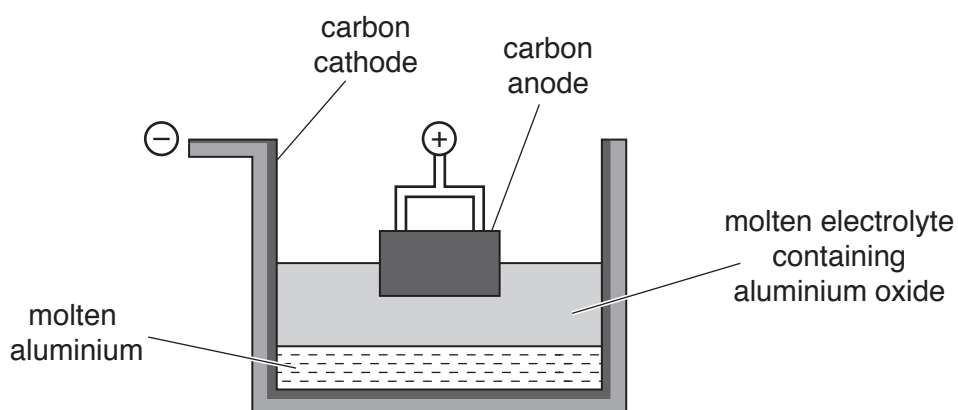


Fig. 5.1

Describe how aluminium atoms form from aluminium ions.

Use ideas about the movement of ions and electrons in your answer.

.....

 [2]

(iv) Copper is extracted from copper oxide by heating with carbon.

Explain why aluminium **cannot** be extracted from aluminium oxide by heating with carbon.

.....
..... [1]

(b) Explain why aluminium alloys, rather than pure aluminium, are used in aircraft construction.

.....
..... [1]

[Total: 6]

6 Fig. 6.1 shows an electric hair dryer.



Fig. 6.1

(a) Fig. 6.2 shows a label on the hair dryer.

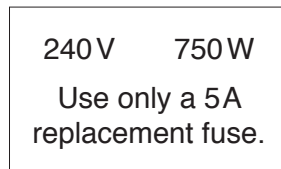


Fig. 6.2

Use data from Fig. 6.2 to explain why a 5A fuse is the correct fuse rating to be used in the hair dryer when replacing the fuse.

Show your working.

explanation

.....

[3]

(b) The hair dryer contains:

- an electrical heater to heat the air used to dry the hair
- a fan driven by an electric motor to blow the air over the wet hair
- a two-way switch that enables the motor to drive the fan at slow speed or high speed.

Fig. 6.3 shows the circuit diagram for the hair dryer with the two-way switch in two different positions.

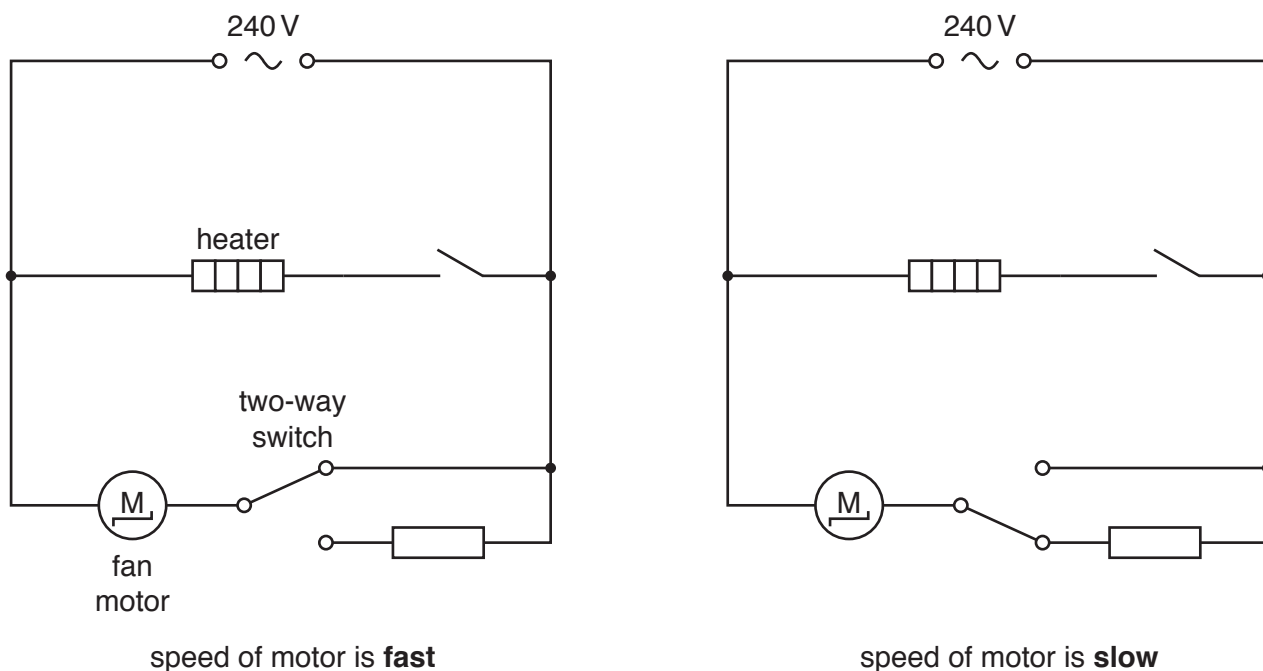


Fig. 6.3

The two-way switch changes the speed of the motor between fast and slow.

Suggest why use of the two-way switch in this circuit changes the speed of the motor.

Use the term *potential difference* in your answer.

.....

.....

.....

..... [3]

(c) When the hair dryer blows air over wet hair, the water evaporates.

Explain in terms of water molecules why wet hair dries faster when air is blown across it, and even faster if the air is heated.

.....
.....
..... [2]

[Total: 8]

7 (a) A person is investigating the effect of the enzyme lipase on milk.

The person adds lipase to some milk in a test-tube.

After 10 minutes the contents of the test-tube are tested with Universal Indicator.

The results show that the contents of the test-tube have become more acidic.

(i) Explain why the contents of the test-tube have become more acidic.

.....
.....
..... [2]

(ii) Chemical digestion takes place in the test-tube.

Explain what is meant by *chemical digestion*.

.....
.....
..... [2]

(iii) Name **one** area in the body where lipase is secreted.

..... [1]

(b) The investigation in (a) is repeated with boiled lipase.

There is no change in the acidity of the contents of the test-tube.

Explain in detail the effect of boiling the lipase on the action of the enzyme.

.....
.....
.....
..... [3]

(c) Food is chewed in the mouth before swallowing.

Explain why the chewing of food is an example of mechanical digestion.

.....
.....
..... [2]

[Total: 10]

8 Chlorine and astatine are two Group VII elements.

(a) Fig. 8.1 shows Group VII of the Periodic Table.

| VII |
|-------------------------------------|
| 9 F Fluorine 19 |
| 17 Cl Chlorine 35.5 |
| 35 Br Bromine 80 |
| 53 I Iodine 127 |
| 85 At Astatine — |

Fig. 8.1

(i) Use Fig. 8.1 to determine the number of electrons in an astatine atom.

..... [1]

(ii) State the number of electrons in the outer shell of an astatine atom.

Explain your answer.

number of electrons

explanation

..... [2]

(iii) Deduce the formula of potassium astatide.

..... [1]

(b) Chlorine combines with sodium in an exothermic reaction to produce sodium chloride.

- (i) Describe what is meant by an *exothermic reaction*. Use ideas about energy, bond breaking and bond forming in your answer.

.....

.....

.....

..... [2]

- (ii) Solid sodium chloride contains sodium ions, Na^+ , and chloride ions, Cl^- .

Fig. 8.2 represents part of an ionic lattice of sodium chloride.

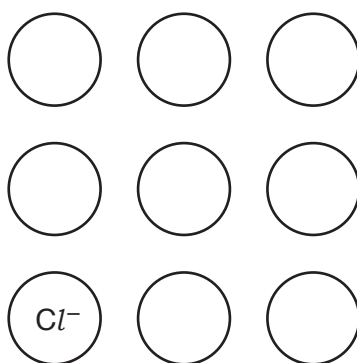


Fig. 8.2

[1]

Complete Fig. 8.2 to show the arrangement of sodium ions and chloride ions.

- (iii) The boiling point of chlorine is -34°C .

The boiling point of sodium chloride is 1465°C .

Explain the difference in these boiling points.

.....

.....

.....

.....

..... [2]

[Total: 9]

- 9 Fig. 9.1 shows a lightning bolt, which is a form of electrostatic discharge.

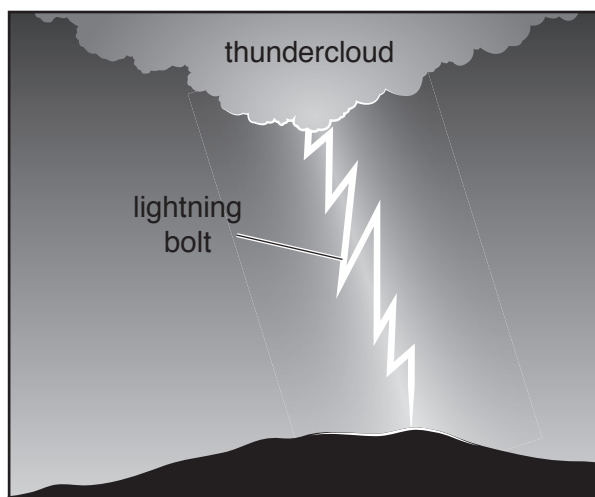


Fig. 9.1

- (a) Fig. 9.2 shows the range of wavelengths of different parts of the electromagnetic spectrum.

| | | | | | | |
|------------------------------------|--------------------------------------|------------------------------------|--------------------------------------|--|-------------------------|-------------------|
| $< 0.001 \times 10^{-9} \text{ m}$ | $0.001 - 1 \times 10^{-9} \text{ m}$ | $1 - 450 \times 10^{-9} \text{ m}$ | $400 - 750 \times 10^{-9} \text{ m}$ | $750 \times 10^{-9} \text{ m} - 0.001 \text{ m}$ | $0.001 - 1.0 \text{ m}$ | $> 1.0 \text{ m}$ |
| gamma rays | X-rays | | | | microwaves | |

Fig. 9.2

A lightning bolt emits a range of wavelengths between 390 nm and 590 nm.
(1 nm = 1×10^{-9} m).

Identify the **two** parts of the electromagnetic spectrum emitted by lightning.

On Fig. 9.2 fill in the missing names of these parts in the correct places. [2]

- (b) A person hears the thunder from a distant lightning bolt 10.0 s after the lightning is seen.

Sound travels in air at 330 m/s.

Calculate the distance of the person from the lightning bolt.

distance = m [2]

- (c) Lightning bolts occur when clouds become highly charged and a very high voltage exists between the thundercloud and the ground.

The current in a lightning bolt is 30 000 A, and flows for 0.000050 s

Calculate the electric charge that passes to Earth from this lightning bolt.

Show your working, and give the unit of your answer.

charge = unit [3]

- (d) (i) The thundercloud consists mainly of water droplets. The droplets at the bottom are negatively charged and at the top are positively charged.

Name the type of particle exchanged between the droplets to produce the charges on them.

..... [1]

- (ii) Just before a thunderstorm, some people find that their hair is standing on end.

Suggest a reason for this.

Explain your answer.

reason

explanation

..... [2]

[Total: 10]

Permission to reproduce items where third-party owned material protected by copyright is included has been sought and cleared where possible. Every reasonable effort has been made by the publisher (UCLES) to trace copyright holders, but if any items requiring clearance have unwittingly been included, the publisher will be pleased to make amends at the earliest possible opportunity.

To avoid the issue of disclosure of answer-related information to candidates, all copyright acknowledgements are reproduced online in the Cambridge Assessment International Education Copyright Acknowledgements Booklet. This is produced for each series of examinations and is freely available to download at www.cambridgeinternational.org after the live examination series.

Cambridge Assessment International Education is part of the Cambridge Assessment Group. Cambridge Assessment is the brand name of the University of Cambridge Local Examinations Syndicate (UCLES), which itself is a department of the University of Cambridge.

The Periodic Table of Elements

| Group | | | | | | | | | | | | | | | | | | | | | | | | | | | | | | | | | | | | | | | | | | | | | | | | | | | | | | | | | | | | | | | | | | | | | | | | | | | | | | | | | | | | | |
|---------------------------------|------------------------------------|--|--|--|--|--|--|--|--|--|--|----|---|----|-----|------|--|-------------------------------|-------------------------------|---------------------------------|-------------------------------|---------------------------------|-------------------------------|------------------------------------|----------------------------------|------------------------------------|--------------------------------|-------------------------------------|--------------------------------|-----------------------------------|----------------------------------|-----------------------------------|-----------------------------------|----------------------------------|-----------------------------------|------------------------------------|-------------------------------|---------------------------------|---------------------------------|---------------------------------|-------------------------------|----------------------------------|------------------------------------|----------------------------------|-----------------------------------|----------------------------------|----------------------------------|-----------------------------------|------------------------------------|---------------------------------|------------------------------------|----------------------------------|-------------------------------------|------------------------------------|-------------------------------------|-----------------------------------|-------------------------------------|----------------------------------|-----------------------------------|----------------------------------|-------------------------------|------------------------------------|-------------------------------------|---------------------------------|---------------------------------|-----------------------------------|----------------------------------|----------------------|-----------------------------------|------------------------------------|-----------------------------------|-----------------------------------|----------------------------------|-----------------------------------|------------------------------------|--------------------------------|-----------------------------------|------------------------------------|--------------------------------|-----------------------------------|----------------------------------|----------------------------------|-------------------------------|----------------------------------|--------------------------------|
| I | II | III | | | | | | | | | | IV | V | VI | VII | VIII | | | | | | | | | | | | | | | | | | | | | | | | | | | | | | | | | | | | | | | | | | | | | | | | | | | | | | | | | | | | | | | | | | | | | |
| 3 Li lithium 7 | 4 Be beryllium 9 | <div style="border: 1px solid black; padding: 5px; width: fit-content; margin: auto;"> Key atomic number atomic symbol name relative atomic mass </div> | | | | | | | | | | | | | | | | 2 He helium 4 | | | | | | | | | | | | | | | | | | | | | | | | | | | | | | | | | | | | | | | | | | | | | | | | | | | | | | | | | | | | | | | | | | | |
| 11 Na sodium 23 | 12 Mg magnesium 24 | | | | | | | | | | | | | | | | | 5 B boron 11 | 6 C carbon 12 | 7 N nitrogen 14 | 8 O oxygen 16 | 9 F fluorine 19 | 10 Ne neon 20 | 13 Al aluminium 27 | 14 Si silicon 28 | 15 P phosphorus 31 | 16 S sulfur 32 | 17 Cl chlorine 35.5 | 18 Ar argon 40 | 19 K potassium 39 | 20 Ca calcium 40 | 21 Sc scandium 45 | 22 Ti titanium 48 | 23 V vanadium 51 | 24 Cr chromium 52 | 25 Mn manganese 55 | 26 Fe iron 56 | 27 Co cobalt 59 | 28 Ni nickel 59 | 29 Cu copper 64 | 30 Zn zinc 65 | 31 Ga gallium 70 | 32 Ge germanium 73 | 33 As arsenic 75 | 34 Se selenium 79 | 35 Br bromine 80 | 36 Kr krypton 84 | 37 Rb rubidium 85 | 38 Sr strontium 88 | 39 Y yttrium 89 | 40 Zr zirconium 91 | 41 Nb niobium 93 | 42 Mo molybdenum 96 | 43 Tc technetium — | 44 Ru ruthenium 101 | 45 Rh rhodium 103 | 46 Pd palladium 106 | 47 Ag silver 108 | 48 Cd cadmium 112 | 49 In indium 115 | 50 Sn tin 119 | 51 Sb antimony 122 | 52 Te tellurium 128 | 53 I iodine 127 | 54 Xe xenon 131 | 55 Cs caesium 133 | 56 Ba barium 137 | 57–71 lanthanoids | 72 Hf hafnium 178 | 73 Ta tantalum 181 | 74 W tungsten 184 | 75 Re rhenium 186 | 76 Os osmium 190 | 77 Ir iridium 192 | 78 Pt platinum 195 | 79 Au gold 197 | 80 Hg mercury 201 | 81 Tl thallium 204 | 82 Pb lead 207 | 83 Bi bismuth 209 | 84 Po polonium — | 85 At astatine — | 86 Rn radon — | 87 Fr francium — | 88 Ra radium — |

lanthanoids

actinoids

| | | | | | | | | | | | | | | |
|-------------------------------------|-----------------------------------|--|-------------------------------------|------------------------------------|------------------------------------|------------------------------------|--------------------------------------|-----------------------------------|--------------------------------------|-------------------------------------|----------------------------------|--------------------------------------|-------------------------------------|-------------------------------------|
| 57 La lanthanum 139 | 58 Ce cerium 140 | 59 Pr praseodymium 141 | 60 Nd neodymium 144 | 61 Pm promethium — | 62 Sm samarium 150 | 63 Eu europium 152 | 64 Gd gadolinium 157 | 65 Tb terbium 159 | 66 Dy dysprosium 163 | 67 Ho holmium 165 | 68 Er erbium 167 | 69 Tm thulium 169 | 70 Yb ytterbium 173 | 71 Lu lutetium 175 |
| 89 Ac actinium — | 90 Th thorium 232 | 91 Pa protactinium 231 | 92 U uranium 238 | 93 Np neptunium — | 94 Pu plutonium — | 95 Am americium — | 96 Cm curium — | 97 Bk berkelium — | 98 Cf californium — | 99 Es einsteinium — | 100 Fm fermium — | 101 Md mendelevium — | 102 No nobelium — | 103 Lr lawrencium — |

The volume of one mole of any gas is 24 dm³ at room temperature and pressure (r.t.p.).