



UNIVERSITY OF CAMBRIDGE INTERNATIONAL EXAMINATIONS
International General Certificate of Secondary Education

CANDIDATE
NAME

CENTRE
NUMBER

--	--	--	--	--

CANDIDATE
NUMBER

--	--	--	--	--

* 8 7 3 9 3 4 8 1 6 1 *

PHYSICAL SCIENCE

0652/21

Paper 2 (Core)

October/November 2012

1 hour 15 minutes

Candidates answer on the Question Paper.

No Additional Materials are required.

READ THESE INSTRUCTIONS FIRST

Write your Centre number, candidate number and name on all the work you hand in.

Write in dark blue or black pen.

You may use a soft pencil for any diagrams, graphs, tables or rough working.

Do not use staples, paper clips, highlighters, glue or correction fluid.

DO NOT WRITE IN ANY BARCODES.

Answer **all** questions.

A copy of the Periodic Table is printed on page 16.

At the end of the examination, fasten all your work securely together.

The number of marks is given in brackets [] at the end of each question or part question.

For Examiner's Use	
1	
2	
3	
4	
5	
6	
7	
8	
9	
10	
Total	

This document consists of **16** printed pages.



1 Fig. 1.1 shows an uncalibrated liquid-in-glass thermometer.



Fig. 1.1

For
Examiner's
Use

(a) (i) Name a suitable liquid to use in the thermometer.

..... [1]

(ii) State the physical property of the liquid on which the operation of the thermometer depends.

..... [1]

(b) (i) Explain what is meant by a *fixed point*.

.....
.....
..... [2]

(ii) What are the values of the fixed points on the Celsius temperature scale?

upper fixed point

lower fixed point [2]

(c) The thermometer is to be calibrated.

The two fixed points are marked on the thermometer.

Describe the remaining stages in calibrating the thermometer.

.....
.....
..... [2]

2 Chlorine is a member of Group VII of the Periodic Table.

(a) (i) State the name given to Group VII elements.

..... [1]

(ii) Name a Group VII element which is less reactive than chlorine.

..... [1]

(iii) Name the Group I element which is in the same Period as chlorine.

..... [1]

(b) Complete Table 2.1 by giving the name and chemical formula of an ionic and a covalent compound of chlorine.

Table 2.1

compound	name	formula
ionic		
covalent		

[4]

For
Examiner's
Use

3 Fig. 3.1 shows a man balancing on a tightrope.

For
Examiner's
Use

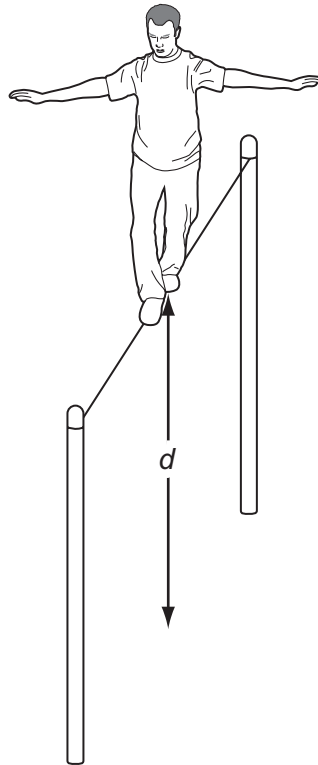


Fig. 3.1

(a) On Fig. 3.1 mark a possible position of the centre of mass of the man. Label it **C**. [1]

(b) The mass of the man is 75 kg.

(i) Explain what is meant by *mass*.

.....
 [1]

(ii) Calculate the weight of the man.

[$g = 10\text{ N/kg}$]

weight = [2]

(c) The man jumps off the tightrope.

The graph in Fig. 3.2 shows his speed in a vertical direction after jumping.

For
Examiner's
Use

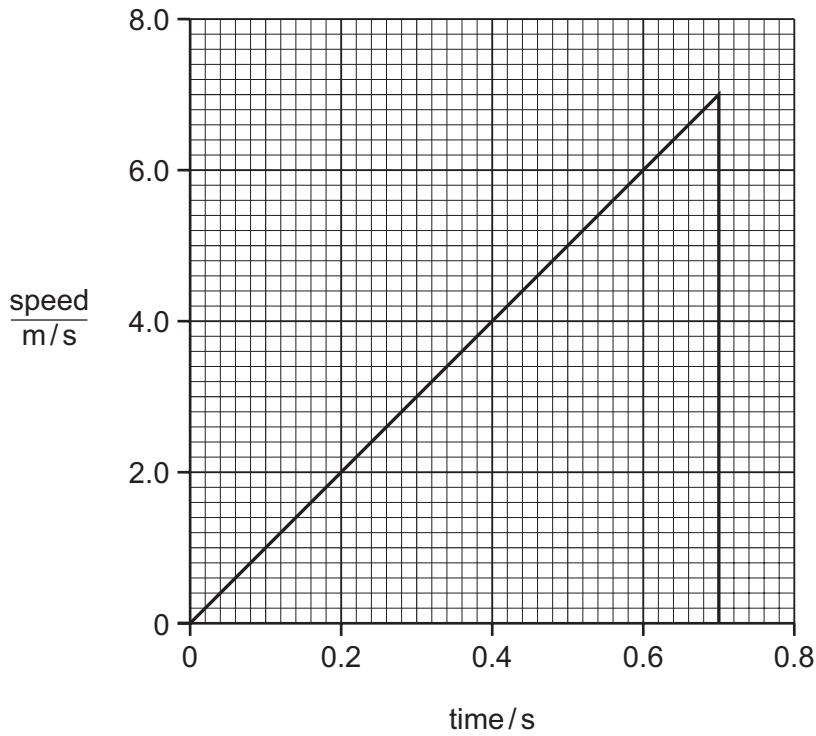


Fig. 3.2

Use Fig. 3.2 to find

(i) the maximum speed of the man,

speed = m/s [1]

(ii) the height, d , of the wire above the ground.

d = m [3]

(d) (i) Name the form of energy the man has due to his motion as he falls to the ground.

..... [1]

(ii) Suggest what happens to this energy when he hits the ground.

.....

 [2]

- 4 Fig. 4.1 shows apparatus used to react copper(II) oxide with hydrogen.

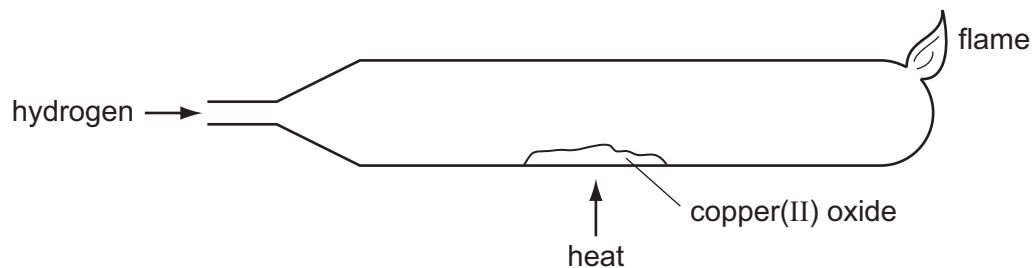


Fig. 4.1

- (a) (i) Copper(II) oxide is black.

State the colour change you would see when copper(II) oxide is reduced to copper by hydrogen.

.....
 [1]

- (ii) Write a balanced equation for this reaction.

..... [1]

- (iii) Explain what this reaction shows about the relative reactivity of copper and of hydrogen.

.....
 [1]

- (b) Describe how you could show that carbon (charcoal) is more reactive than copper and less reactive than magnesium.

.....

 [3]

5 Ammonium sulfate, $(\text{NH}_4)_2\text{SO}_4$, and ammonium nitrate, NH_4NO_3 , are important nitrogen-containing fertilisers.

For
Examiner's
Use

(a) Name **two** substances which react together to make ammonium nitrate.

1

2 [2]

(b) Calculate the relative molecular mass of ammonium sulfate.

[Relative atomic masses: A_r : H,1; N,14; O,16; S,32.]

answer [2]

(c) Show by calculation that there is 35% nitrogen by mass in ammonium nitrate, NH_4NO_3 .

[Relative molecular mass of ammonium nitrate is 80]

[2]

(d) Ammonium sulfate contains less nitrogen by mass than ammonium nitrate.

Suggest why ammonium sulfate is sometimes preferred as a fertiliser.

..... [1]

- 6 Fig. 6.1 shows the refraction of red light as it passes through a parallel sided glass block.

For
Examiner's
Use

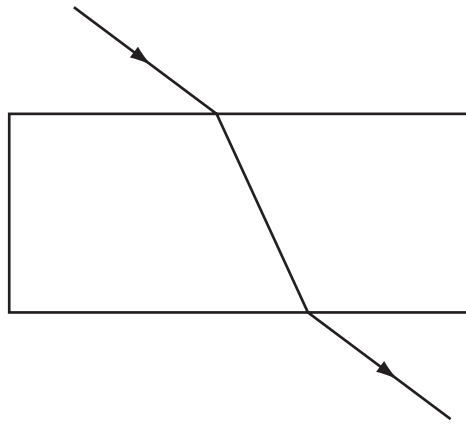


Fig. 6.1

- (a) On Fig. 6.1 mark

- (i) an angle of incidence and label it i , [1]
(ii) an angle of refraction and label it r . [1]

- (b) Blue light refracts more than red light.

Blue light is shone along the same incident path as the red light.

On Fig. 6.1, draw the path of the blue light as it passes through the block and emerges into the air. [2]

(c) Fig. 6.2 shows a parallel beam of light incident on a converging lens.

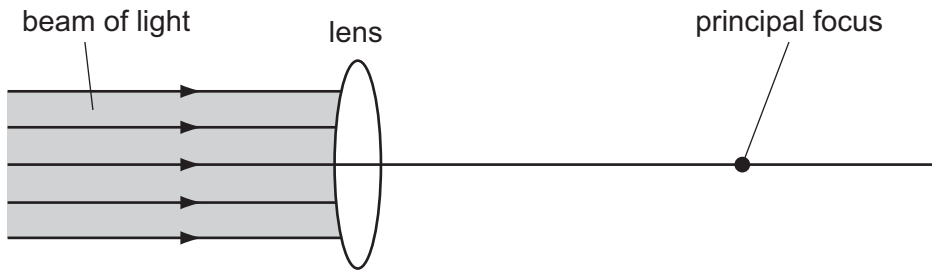


Fig. 6.2

- (i) On Fig. 6.2 draw rays to show the path of the light after it passes through the lens. [3]
 - (ii) On Fig. 6.2 draw an arrow to show the focal length of the lens. [1]
- (d) Powerful lenses are usually very thick.

Images formed by these lenses have coloured edges.

Suggest and explain a reason for this. You will find it helpful to use the information from parts (b) and (c) in your explanation.

.....

.....

..... [2]

For
Examiner's
Use

- 7 Danielle is investigating the resistance of a length of constantan wire.
She builds the circuit shown in Fig. 7.1.

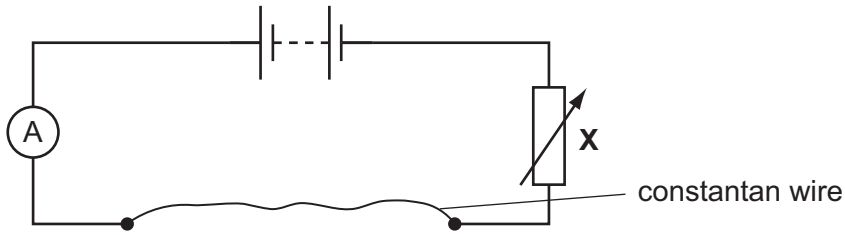


Fig. 7.1

(a) (i) Name the component labelled X. [1]

(ii) Explain the use of this component in the circuit.

.....
..... [1]

(iii) On Fig. 7.1, show how Danielle should connect a meter to measure the potential difference across the wire. [2]

(b) When the potential difference across the constantan wire is 4.5V, the reading on the ammeter is 0.12A.

Calculate the resistance of the constantan wire.

resistance = unit [3]

(c) Danielle connects a second identical constantan wire in parallel with the original wire.

State how

(i) the total resistance in the circuit changes,

..... [1]

(ii) the reading on the ammeter changes.

..... [1]

(d) A third piece of constantan wire has the same length as the original wire but has a larger diameter.

State how the resistance of the third wire compares with the resistance of the original wire.

Give a reason for your answer.

.....
.....
..... [2]

- 8 Fig. 8.1 shows apparatus used in an experiment to react hydrochloric acid with excess calcium carbonate to produce carbon dioxide.

For
Examiner's
Use

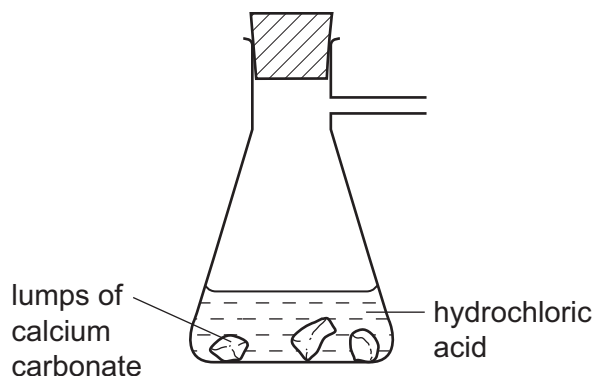


Fig. 8.1

- (a) Complete Fig. 8.1 to show apparatus used to collect and measure the volume of the carbon dioxide. [2]

- (b) Describe a test to show that the gas collected is carbon dioxide.

test

result [2]

- (c) Table 8.1 shows the volume of carbon dioxide collected during the experiment.

Table 8.1

time / minutes	volume of carbon dioxide collected / cm ³
0	0
1	15
2	26
3	34
4	40
5	40

- (i) On Fig. 8.2, plot the results from Table 8.1.

[1]

For
Examiner's
Use

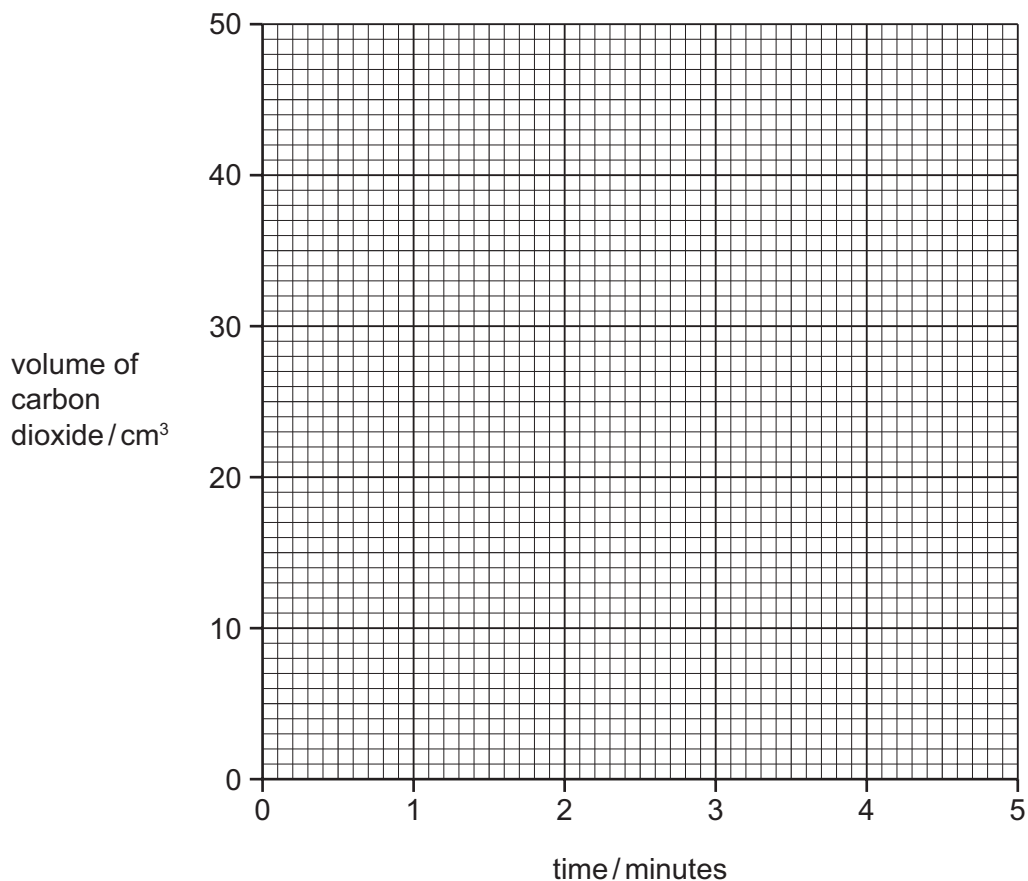


Fig. 8.2

- (ii) On Fig. 8.2, draw the curve of best fit. [2]

- (iii) Explain why the reaction stops after 4 minutes.

[1]

.....

- (iv) The experiment is repeated using the same mass of calcium carbonate. This time powder is used instead of lumps.

On Fig. 8.2, sketch the curve for this experiment.

[2]

- 9 (a) Complete Table 9.1 to show the gases formed, if any, when each of the substances listed react with dilute sulfuric acid.

For
Examiner's
Use

Table 9.1

substance added	gas, if any, formed
copper	
magnesium	
sodium carbonate	

[3]

- (b) A salt is formed when a metal oxide neutralises an acid.

Complete the word equation for this reaction.

metal oxide + acid \longrightarrow salt + [1]

10 (a) Fig. 10.1 shows the structure of the alkane, ethane.

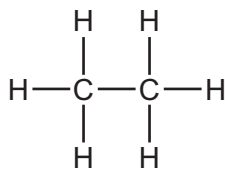


Fig. 10.1

Draw a similar diagram to show the structure of the alkene, ethene.

ethene [2]

(b) Name an alkane with four carbon atoms and give its formula.

name

formula [2]

(c) (i) Explain why ethene is more reactive than ethane.

.....
 [1]

(ii) Explain why ethene is important in the chemical industry.

.....
 [1]

DATA SHEET
The Periodic Table of the Elements

		Group											
I	II	III	IV	V	VI	VII	0						
		1 H Hydrogen 1											4 He Helium 2
7 Li Lithium 3	9 Be Beryllium 4											20 Ne Neon 10	
23 Na Sodium 11	24 Mg Magnesium 12	27 Al Aluminium 13	28 Si Silicon 14	31 P Phosphorus 15	32 S Sulfur 16	35.5 Cl Chlorine 17	40 Ar Argon 18						
39 K Potassium 19	40 Ca Calcium 20	56 Fe Iron 26	55 Mn Manganese 25	59 Co Cobalt 27	59 Ni Nickel 28	64 Cu Copper 29	65 Zn Zinc 30	70 Ga Gallium 31	73 Ge Germanium 32	75 As Arsenic 33	79 Se Selenium 34	84 Kr Krypton 36	
85 Rb Rubidium 37	88 Sr Strontium 38	101 Ru Ruthenium 44	101 Tc Technetium 43	103 Rh Rhodium 45	106 Pd Palladium 46	108 Ag Silver 47	112 Cd Cadmium 48	115 In Indium 49	119 Sn Tin 50	122 Sb Antimony 51	128 Te Tellurium 52	131 Xe Xenon 54	
133 Cs Caesium 55	137 Ba Barium 56	190 Os Osmium 76	186 Re Rhenium 75	192 Ir Iridium 77	195 Pt Platinum 78	197 Au Gold 79	201 Hg Mercury 80	204 Tl Thallium 81	207 Pb Lead 82	209 Bi Bismuth 83	210 Po Polonium 84	210 Rn Radon 86	
226 Fr Francium 87	226 Ra Radium 88	227 Ac Actinium 89											
<p>*58-71 Lanthanoid series †90-103 Actinoid series</p>													
140 Ce Cerium 58	141 Pr Praseodymium 59	144 Nd Neodymium 60	150 Sm Samarium 62	152 Eu Europium 63	157 Gd Gadolinium 64	162 Dy Dysprosium 66	165 Ho Holmium 67	167 Er Erbium 68	169 Tm Thulium 69	173 Yb Ytterbium 70	175 Lu Lutetium 71		
232 Th Thorium 90	238 U Uranium 92	238 Np Neptunium 93	94 Pu Plutonium 94	95 Am Americium 95	96 Cm Curium 96	98 Cf Californium 98	99 Es Einsteinium 99	100 Fm Fermium 100	101 Md Mendelevium 101	102 No Nobelium 102	103 Lr Lawrencium 103		

Key

a	X	= relative atomic mass
b	X	= atomic symbol
	X	= proton (atomic) number

The volume of one mole of any gas is 24 dm³ at room temperature and pressure (r.t.p.).

Permission to reproduce items where third-party owned material protected by copyright is included has been sought and cleared where possible. Every reasonable effort has been made by the publisher (UCLES) to trace copyright holders, but if any items requiring clearance have unwittingly been included, the publisher will be pleased to make amends at the earliest possible opportunity.

University of Cambridge International Examinations is part of the Cambridge Assessment Group. Cambridge Assessment is the brand name of University of Cambridge Local