

MARK SCHEME for the October/November 2013 series

0607 CAMBRIDGE INTERNATIONAL MATHEMATICS

0607/06

Paper 40 (Extended), maximum raw mark 40

This mark scheme is published as an aid to teachers and candidates, to indicate the requirements of the examination. It shows the basis on which Examiners were instructed to award marks. It does not indicate the details of the discussions that took place at an Examiners' meeting before marking began, which would have considered the acceptability of alternative answers.

Mark schemes should be read in conjunction with the question paper and the Principal Examiner Report for Teachers.

Cambridge will not enter into discussions about these mark schemes.

Cambridge is publishing the mark schemes for the October/November 2013 series for most IGCSE, GCE Advanced Level and Advanced Subsidiary Level components and some Ordinary Level components.

Page 2	Mark Scheme	Syllabus	Paper
	IGCSE – October/November 2013	0607	06

A INVESTIGATION SUMS OF SEQUENCES			
1	$108 \div 27 [= 4]$	1	
2 (a) (i)	21.42, 38.32, 59.74, 98.06	1	FT their total \div their 5th number Dep on (b)(i) correct
(ii)	4 www	1FT	
(b) (i)	Candidate's own negative sequence correct	1	
(ii)	4 www	1	
3 (a)	$p + 2q + 2p + 3q \quad \quad 3p + 5q$	1,1	Accept different order
(b)	$8p + 12q$ oe isw or $5p + 7q$ plus their $3p + 5q$ or 4 times 5 th term	1FT	FT their 6th term in 3(a) C opportunity
(c)	$2p + 3q = \frac{8p + 12q}{4}$ OR $8p + 12q = 4(2p + 3q)$ isw OR $\frac{8p + 12q}{2p + 3q} = 4$	1	
4 (a)	$5p + 8q$ $8p + 13q$ $13p + 21q$ $21p + 34q$	2FT	FT their previous 6th term in p and q in 3(a) B1 for any two correct including after incorrect FT If 0 scored SC1 for explicit sum of 2 previous terms not totalled for all 4 correct
(b)	$55p + 88q$ oe isw	1	C opportunity
(c)	$5p + 8q = \frac{55p + 88q}{11}$ OR $11(5p + 8q) = 55p + 88q$ isw OR $\frac{55p + 88q}{5p + 8q} = 11$	1	

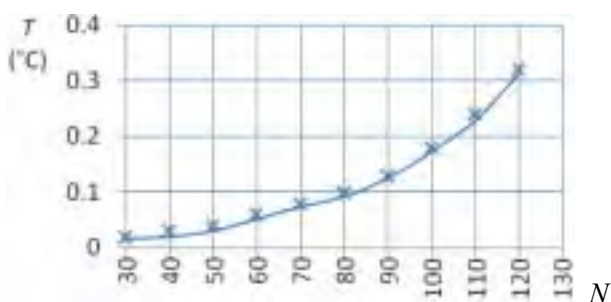
Page 3	Mark Scheme	Syllabus	Paper
	IGCSE – October/November 2013	0607	06

5	(a)	$34p + 55q$ $55p + 89q$ $89p + 144q$ $144p + 233q$	2FT	FT their previous 9 th and 10 th terms in p and q in 4(a) B1 for any two correct including after incorrect FT If 0 scored SC1 for explicit sum of 2 previous terms not totalled for all 4 correct
	(b)	$377p + 609q$ oe isw	1	C opportunity
	(c)	29 soi	1	C opportunity
	(d)	$377p + 609q = 29 (13p + 21q)$ seen oe	1	SC1 if this statement seen in (c) and not here
6	[sum of first 10 terms =] 11 times 7th term [sum of first 14 terms =] 29 times 9th term [sum of first 18 terms =] 76 times 11th term	1		
	Communication seen in one of 3(b) 4(b) 5(b) 5(c)	1		
	Total	20		

B MODELLING THE EARTH'S TEMPERATURE

1 (a)

10 correctly plotted points ± 1 mm



(b) (i)

$$T = aN^b$$

(ii)

$$0.03 = a [\times] 40^b$$

$$0.1 = a [\times] 80^b \text{ isw}$$

(iii)

$$(0.03 = a \times 40^b) \div (0.1 = a \times 80^b) \text{ oe isw}$$

(iv)

$$[b =] 1.73696... \text{ correct to at least 3dp}$$

(v)

$$[a =] (4.88... \text{ to } 4.95...) \times 10^{-5}$$

(vi)

$$T = (4.9 \times 10^{-5}) \times N^{1.74}$$

Substitute $N = 60$ to give $T \approx 0.06$
(0.0606 – 0.0609) isw

P2
D1

P1 for 8 or 9 correct points ± 1 mm
D1 for smooth curve through plotted points

1

1

1

1

C opportunity

1

C opportunity

1FT

FT their a in part (v)



2 (a) (i)

Number of years since 1860 (N)	Temperature Increase °C (T)	log T
30	0.02	-1.70
40	0.03	-1.52
50	0.04	-1.4[0]
60	0.06	-1.22
70	0.08	-1.1[0]
80	0.10	-1[.00]
90	0.13	-0.89
100	0.18	-0.74
110	0.24	-0.62
120	0.32	-0.49

2

-1 eeo

Page 5	Mark Scheme	Syllabus	Paper
	IGCSE – October/November 2013	0607	06

(ii)	9 correctly plotted points ± 2 mm 	P1	
(iii)		1	Line (within tolerance) through mean (within -1.05 to -1.1)
(iv)	FT from <i>their</i> line of best fit in part (iii) Correct to 1dp	2FT	M1 reading $\log T$ correctly from their graph ± 2 mm Line must reach 160 If 0 scored in (iii) allow M1 only
(b) (i)	[$m =$] 0.006... to 0.018... [$c =$] -2.4 ... to -1.7 ...	1 1	If 0 scored M1 for working using 2 points on the line C opportunity
(ii)	FT from <i>their</i> m and c in (i), substituted in model Accuracy to 1dp	1FT	C opportunity
(iii)	Comment on 2020 being outside range of given data	1	
	Communication seen in one of 1(b)(iv) 1(b)(v) 2(b)(i) 2(b)(ii)	1	
	Total	20	