



UNIVERSITY OF CAMBRIDGE INTERNATIONAL EXAMINATIONS  
International General Certificate of Secondary Education

CANDIDATE  
NAME

CENTRE  
NUMBER

--	--	--	--	--

CANDIDATE  
NUMBER

--	--	--	--

**MATHEMATICS**

**0580/04, 0581/04**

Paper 4 (Extended)

SPECIMEN PAPER (New Format)

**2 hours 30 minutes**

Candidates answer on the Question Paper.

Additional Materials:      Electronic calculator  
   Geometrical instruments

Mathematical tables (optional)  
Tracing paper (optional)

**READ THESE INSTRUCTIONS FIRST**

Write your Centre number, candidate number and name on all the work you hand in.

Write in dark blue or black pen.

You may use a pencil for any diagrams or graphs.

Do not use staples, paper clips, highlighters, glue or correction fluid.

**DO NOT WRITE IN ANY BARCODES.**

Answer **all** questions.

All working must be clearly shown in the space below the question.

Marks will be given for working that shows that you know how to solve the problem even if you get the answer wrong.

Electronic calculators should be used.

If the degree of accuracy is not specified in the question, and if the answer is not exact, give the answer correct to three significant figures. Give answers in degrees correct to one decimal place.

For  $\pi$ , use either your calculator value or 3.142.

At the end of the examination, fasten all your work securely together.

The number of marks is given in brackets [ ] at the end of each question or part question.

The total of the marks for this paper is 130.

**For Examiner's Use**

--

This document consists of **15** printed pages and **1** blank page.



- 1 (a) The scale of a map is 1:20 000 000.

On the map, the distance between Cairo and Addis Ababa is 12 cm.

- (i) Calculate the distance, in kilometres, between Cairo and Addis Ababa.

*Answer (a)(i)* ..... km [2]

- (ii) On the map the area of a desert region is 13 square centimetres.

Calculate the actual area of this desert region, in square kilometres.

*Answer (a)(ii)* ..... km<sup>2</sup> [2]

- (b) (i) The actual distance between Cairo and Khartoum is 1580 km.

On a different map this distance is represented by 31.6 cm.

Calculate, in the form 1 :  $n$ , the scale of this map.


*Answer (b)(i)* 1 : ..... [2]

- (ii) A plane flies the 1580 km from Cairo to Khartoum.

It departs from Cairo at 11 55 and arrives in Khartoum at 14 03.

Calculate the average speed of the plane, in kilometres per hour.

*Answer (b)(ii)* ..... km/h [4]



- (a) On the grid above, draw and label  $x$  and  $y$  axes from  $-6$  to  $6$ . [1]
- (b) Draw triangle  $ABC$  with  $A(2,1)$ ,  $B(3,3)$  and  $C(5,1)$ . [1]
- (c) Draw the reflection of triangle  $ABC$  in the line  $y = x$ . Label this  $A_1B_1C_1$ . [2]
- (d) Rotate **triangle**  $A_1B_1C_1$  about  $(0,0)$  through  $90^\circ$  anti-clockwise. Label this  $A_2B_2C_2$ . [2]
- (e) Describe fully the single transformation which maps triangle  $ABC$  onto triangle  $A_2B_2C_2$ .

Answer (e) .....

- (f) A transformation is represented by the matrix  $\begin{pmatrix} 1 & 0 \\ -1 & 1 \end{pmatrix}$ .

- (i) Draw the image of triangle  $ABC$  under this transformation. Label this  $A_3B_3C_3$ . [3]

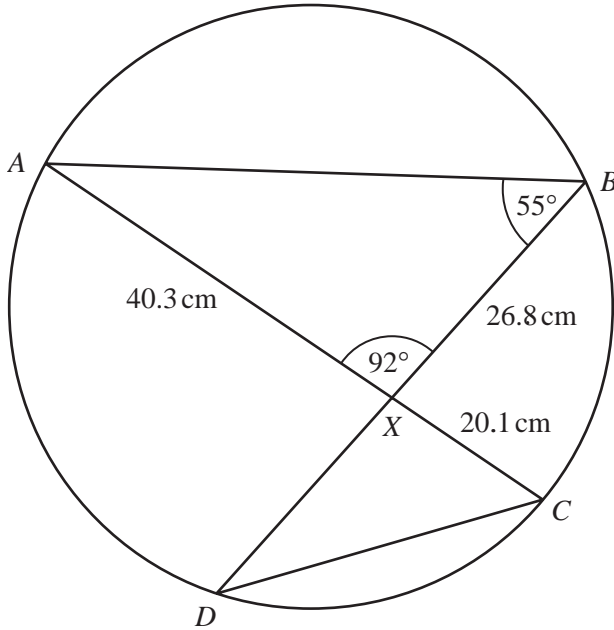
- (ii) Describe fully the single transformation represented by the matrix  $\begin{pmatrix} 1 & 0 \\ -1 & 1 \end{pmatrix}$ .

Answer (f)(ii) .....

- (iii) Find the matrix which represents the transformation that maps triangle  $A_3B_3C_3$  onto triangle  $ABC$ .

Answer (f)(iii) .....

3 (a)



NOT TO  
SCALE

$A, B, C$  and  $D$  lie on a circle.  $AC$  and  $BD$  intersect at  $X$ .  
Angle  $ABX = 55^\circ$  and angle  $AXB = 92^\circ$ .  $BX = 26.8$  cm,  $AX = 40.3$  cm and  $XC = 20.1$  cm.

- (i) Calculate the area of triangle  $AXB$ .  
**You must show your working.**

Answer (a)(i) ..... cm<sup>2</sup> [2]

- (ii) Calculate the length of  $AB$ .  
**You must show your working.**

Answer (a)(ii) ..... cm [3]

- (iii) Write down the size of angle  $ACD$ . Give a reason for your answer.

Answer(a)(iii)  $ACD =$  ..... because ..... [2]

- (iv) Find the size of angle  $BDC$ .

Answer (a)(iv) ..... [1]

- (v) Write down the geometrical word which completes the statement

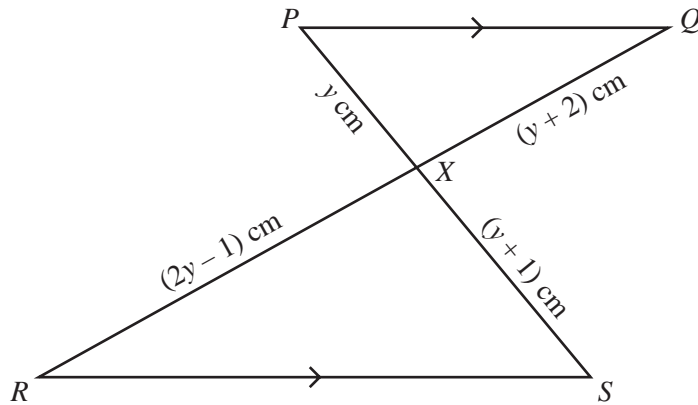
“Triangle  $AXB$  is ..... to triangle  $DXC$ ” [1]

- (vi) Calculate the length of  $XD$ .  
**You must show your working.**

For  
Examiner's  
Use

Answer (a)(vi) ..... cm [2]

(b)



NOT TO  
SCALE

In the diagram  $PQ$  is parallel to  $RS$ .  $PS$  and  $QR$  intersect at  $X$ .

$PX = y$  cm,  $QX = (y + 2)$  cm,  $RX = (2y - 1)$  cm and  $SX = (y + 1)$  cm.

- (i) Show that  $y^2 - 4y - 2 = 0$ . [3]

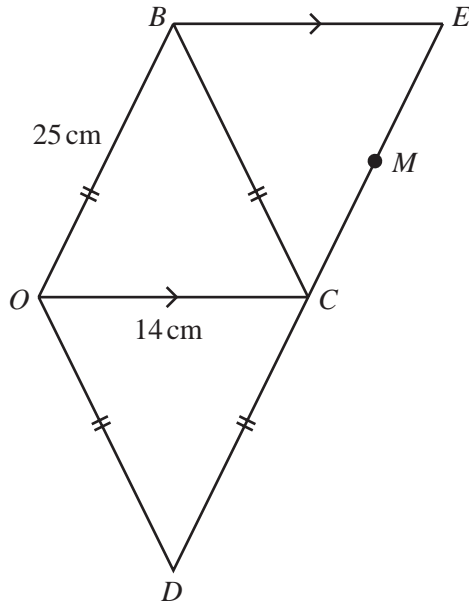
- (ii) Solve the equation  $y^2 - 4y - 2 = 0$ .

Show all your working and give your answers correct to two decimal places.

Answer (b)(ii)  $y =$  ..... or ..... [4]

- (iii) Write down the length of  $RX$ .

Answer (b)(iii) ..... cm [1]



NOT TO  
SCALE

$OBCD$  is a rhombus with sides of 25 cm. The length of the diagonal  $OC$  is 14 cm.

(a) Show, by calculation, that the length of the diagonal  $BD$  is 48 cm. [3]

(b) Calculate, correct to the nearest degree,

(i) angle  $BCD$ ,

Answer (b)(i) ..... [2]

(ii) angle  $OBC$ .

Answer (b)(ii) ..... [1]

(c)  $\vec{DB} = 2\mathbf{p}$  and  $\vec{OC} = 2\mathbf{q}$ .  
Find, in terms of  $\mathbf{p}$  and  $\mathbf{q}$ ,

(i)  $\vec{OB}$ ,

Answer (c)(i) ..... [1]

(ii)  $\vec{OD}$ .

Answer (c)(ii) ..... [1]

- (d)  $BE$  is parallel to  $OC$  and  $DCE$  is a straight line.  
Find, in its simplest form,  $\vec{OE}$  in terms of  $\mathbf{p}$  and  $\mathbf{q}$ .

Answer (d) ..... [2]

- (e)  $M$  is the mid-point of  $CE$ .  
Find, in its simplest form,  $\vec{OM}$  in terms of  $\mathbf{p}$  and  $\mathbf{q}$ .

Answer (e) ..... [2]

- (f)  $O$  is the origin of a co-ordinate grid.  $OC$  lies along the  $x$ -axis and  $\mathbf{q} = \begin{pmatrix} 7 \\ 0 \end{pmatrix}$ .

( $\vec{DB}$  is vertical and  $|\vec{DB}| = 48$ .)  
Write down as column vectors

- (i)  $\mathbf{p}$ ,

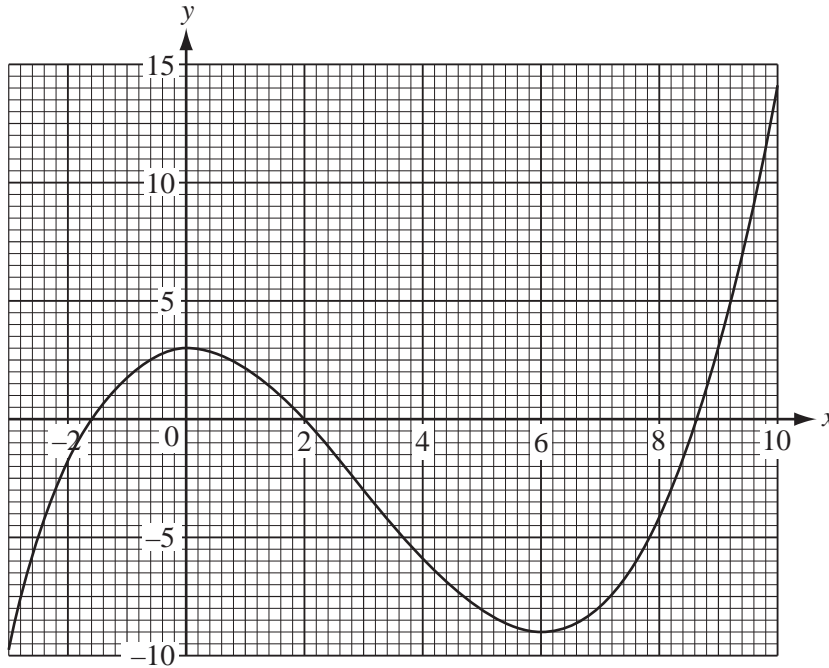
Answer (f)(i)  $\begin{pmatrix} \phantom{0} \\ \phantom{0} \end{pmatrix}$  [1]

- (ii)  $\vec{BC}$ .

Answer (f)(ii)  $\begin{pmatrix} \phantom{0} \\ \phantom{0} \end{pmatrix}$  [2]

- (g) Write down the value of  $|\vec{DE}|$ .

Answer (g) ..... [1]



The diagram shows the accurate graph of  $y = f(x)$ .

(a) Use the graph to find

(i)  $f(0)$ , Answer (a)(i) ..... [1]

(ii)  $f(8)$ . Answer (a)(ii) ..... [1]

(b) Use the graph to solve

(i)  $f(x) = 0$ , Answer (b)(i)  $x =$  ..... [2]

(ii)  $f(x) = 5$ . Answer (b)(ii)  $x =$  ..... [1]

(c)  $k$  is an integer for which the equation  $f(x) = k$  has exactly two solutions.

Use the graph to find the two values of  $k$ .

Answer (c)  $k =$  ..... or ..... [2]

(d) Write down the range of values of  $x$  for which the graph of  $y = f(x)$  has a negative gradient.

Answer (d) ..... [2]

(e) The equation  $f(x) + x - 1 = 0$  can be solved by drawing a line on the grid.

(i) Draw this line on the grid. [1]

(ii) How many solutions are there for  $f(x) + x - 1 = 0$ ?

Answer (e)(ii) ..... [1]



6 A packet of sweets contains chocolates and toffees.

(a) There are  $x$  chocolates which have a total mass of 105 grams.

Write down, in terms of  $x$ , the mean mass of a chocolate.

Answer (a) ..... g [1]

(b) There are  $x + 4$  toffees which have a total mass of 105 grams.

Write down, in terms of  $x$ , the mean mass of a toffee.

Answer (b) ..... g [1]

(c) The difference between the two mean masses in **parts (a) and (b)** is 0.8 grams.

Write down an equation in  $x$  and show that it simplifies to  $x^2 + 4x - 525 = 0$ . [4]

(d) (i) Factorise  $x^2 + 4x - 525$ .

Answer (d)(i) ..... [2]

(ii) Write down the solutions of  $x^2 + 4x - 525 = 0$ .

Answer (d)(ii)  $x =$  ..... or ..... [1]

(e) Write down the total number of sweets in the packet.

Answer (e) ..... [1]

(f) Find the mean mass of a sweet in the packet.

Answer (f) ..... g [2]

- 7 Kristina asked 200 people how much water they drink in one day. The table shows her results.

Amount of water ( $x$ litres)	Number of people
$0 < x \leq 0.5$	8
$0.5 < x \leq 1$	27
$1 < x \leq 1.5$	45
$1.5 < x \leq 2$	50
$2 < x \leq 2.5$	39
$2.5 < x \leq 3$	21
$3 < x \leq 3.5$	7
$3.5 < x \leq 4$	3

(a) Write down the modal interval. *Answer (a)* ..... [1]

(b) Calculate an estimate of the mean.

*Answer (b)* ..... [4]

(c) Complete the cumulative frequency table for this data opposite.

(d) Using a scale of 4 cm to 1 litre of water on the horizontal axis and 1 cm to 10 people on the vertical axis, draw the cumulative frequency graph on the grid opposite. [5]

(e) Use your cumulative frequency graph to find

(i) the median, *Answer (e)(i)* ..... litres [1]

(ii) the 40<sup>th</sup> percentile, *Answer (e)(ii)* ..... litres [1]

(iii) the number of people who drink at least 2.6 litres of water. *Answer (e)(iii)* ..... [2]


(f) A doctor recommends that a person drinks at least 1.8 litres of water each day. What percentage of these 200 people do not drink enough water?

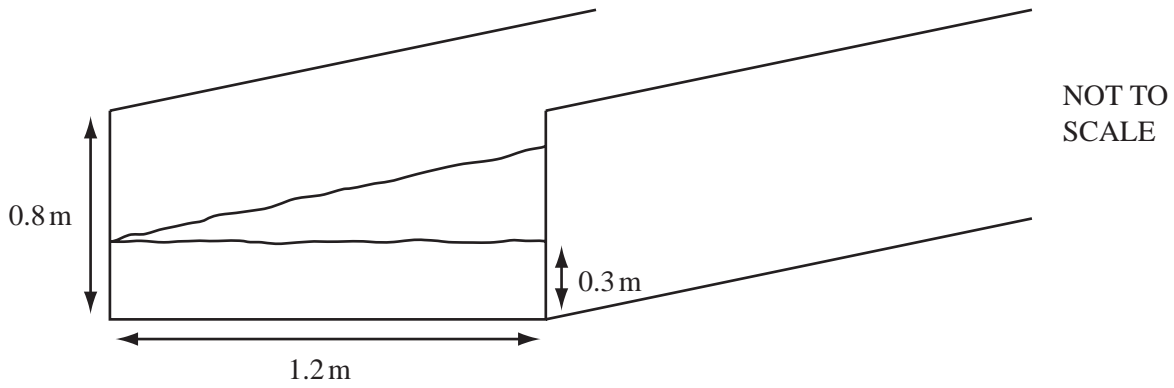
*Answer (f)* ..... [2]

Amount of water ( $x$ litres)	$x \leq 0.5$	$x \leq 1$	$x \leq 1.5$	$x \leq 2$	$x \leq 2.5$	$x \leq 3$	$x \leq 3.5$	$x \leq 4$
Cumulative frequency (Number of people)								

[2]

For  
Examiner's  
Use





The diagram shows water in a channel.

This channel has a rectangular cross-section, 1.2 metres by 0.8 metres.

- (a) When the depth of water is 0.3 metres, the water flows along the channel at 3 metres/**minute**.

Calculate the number of cubic metres which flow along the channel in one hour.

Answer (a) ..... m<sup>3</sup> [3]

- (b) When the depth of water in the channel increases to 0.8 metres, the water flows at 15 metres/minute.

Calculate the percentage increase in the number of cubic metres which flow along the channel in one hour.

Answer (b) ..... % [4]

- (c) The water comes from a cylindrical tank.

When 2 cubic metres of water leave the tank, the level of water in the tank goes down by 1.3 **millimetres**.

Calculate the radius of the tank, in **metres**, correct to one decimal place.

*Answer (c)* ..... m [4]

- (d) When the channel is empty, its **interior** surface is repaired.

This costs \$0.12 per square metre. The total cost is \$50.40.

Calculate the length, in metres, of the channel.

*Answer (d)* ..... m [4]

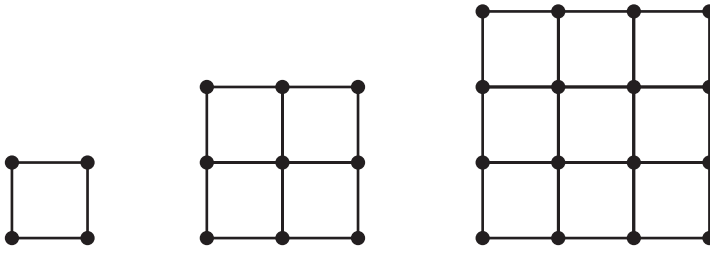


Diagram 1

Diagram 2

Diagram 3

Diagram 4

The first three diagrams in a sequence are shown above. The diagrams are made up of dots and lines. Each line is one centimetre long.

(a) Make a sketch of the next diagram in the sequence in the space above. [1]

(b) The table below shows some information about the diagrams.

Diagram	1	2	3	4	-----	$n$
Area	1	4	9	16	-----	$x$
Number of dots	4	9	16	$p$	-----	$y$
Number of one centimetre lines	4	12	24	$q$	-----	$z$

(i) Write down the values of  $p$  and  $q$ .

Answer (b)(i)  $p =$  .....

$q =$  ..... [2]

(ii) Write down each of  $x$ ,  $y$  and  $z$  in terms of  $n$ .

Answer (b)(ii)  $x =$  .....

$y =$  .....

$z =$  ..... [4]

- (c) The **total** number of one centimetre lines in the first  $n$  diagrams is given by the expression

$$\frac{2}{3}n^3 + fn^2 + gn.$$

For  
Examiner's  
Use

- (i) Use  $n = 1$  in this expression to show that  $f + g = \frac{10}{3}$ . [1]

- (ii) Use  $n = 2$  in this expression to show that  $4f + 2g = \frac{32}{3}$ . [2]

- (iii) Find the values of  $f$  and  $g$ .

Answer (c)(iii)  $f =$  .....

$g =$  ..... [3]

- (iv) Find the total number of one centimetre lines in the first 10 diagrams.

Answer (c)(iv) ..... [1]

**BLANK PAGE**

---

Permission to reproduce items where third-party owned material protected by copyright is included has been sought and cleared where possible. Every reasonable effort has been made by the publisher (UCLES) to trace copyright holders, but if any items requiring clearance have unwittingly been included, the publisher will be pleased to make amends at the earliest possible opportunity.

University of Cambridge International Examinations is part of the Cambridge Assessment Group. Cambridge Assessment is the brand name of University of Cambridge Local Examinations Syndicate (UCLES), which is itself a department of the University of Cambridge.