



**Cambridge International Examinations**  
Cambridge International General Certificate of Secondary Education

CANDIDATE  
NAME

--

CENTRE  
NUMBER

--	--	--	--	--

CANDIDATE  
NUMBER

--	--	--	--



**ENGLISH AS A SECOND LANGUAGE**

**0510/11**

Paper 1 Reading and Writing (Core)

**May/June 2016**

**1 hour 30 minutes**

Candidates answer on the Question Paper.

No Additional Materials are required.

**READ THESE INSTRUCTIONS FIRST**

Write your Centre number, candidate number and name on all the work you hand in.

Write in dark blue or black pen.

Do not use staples, paper clips, glue or correction fluid.

**DO NOT WRITE IN ANY BARCODES.**

Answer **all** questions.

Dictionaries are **not** allowed.

At the end of the examination, fasten all your work securely together.

The number of marks is given in brackets [ ] at the end of each question or part question.

This document consists of **13** printed pages and **3** blank pages.

## Exercise 1

Read the following guide for new students, and then answer the questions on the opposite page.

### Wellbridge College student guide



Welcome to Wellbridge College! This guide is for new students who are starting a course with us next year. It contains some practical information about our facilities, your arrival and accommodation at our international college.

#### Your first few days

On arrival at the college, the Information Centre is the place to go. Here you will receive a form to complete for your ID card (which you collect later at the library), a map of the site, and information about the college and some welcome events, all of which are free. You can also speak to advisers about how to open a bank account, and get help with writing letters.

See the 'social' board in the Information Centre to find out what's on. On your first evening, you can get to know other new students at a welcome party in the Garden Room. The next morning, come along to the Great Hall to be introduced to your tutors and other staff, and find out more about your course.

Staff at the Information Centre arrange tours of the college site for all new students. You will be shown all the important places such as the library, the medical centre (where you can see a nurse or a doctor between 9am and 5pm on weekdays), and of course the cafeteria.

We hope that new students will enjoy their time with us at the college. However, we realise that for some it can be a challenging experience at times. Therefore we offer free half-day workshops on a range of topics such as stress management and relaxation. See the notice board in the Information Centre for more details.

#### Accommodation

We cannot guarantee everyone a place in student accommodation, so we would encourage you to apply as soon as you can, ideally online via the website. If this is not possible, you can request a paper application form from us and send it in by post. Please note that some students, for example those who are going to study part-time, are unlikely to be offered a room.

Our most popular accommodation is Simson Court, situated at the very centre of the college. This has 176 single en-suite rooms, with shared kitchens. We also have 150 studio flats in Patterson House, which is three kilometres from the college. Finally, there are 148 rooms, some of which are shared, in The Lakeside, just inside the college grounds.

If you prefer more independence, private-sector housing is another option to consider. We provide assistance for students who decide to rent privately, including the StudentHouse website and frequent house-hunting days. There are many accommodation agencies in the town which can be contacted as well.

- (a) Where do students get their identity cards from?  
.....[1]
- (b) What financial advice does the Information Centre give students?  
.....[1]
- (c) Where will new students meet their teachers for the first time?  
.....[1]
- (d) Where should students go if they feel unwell?  
.....[1]
- (e) What is the best way to apply for college accommodation?  
.....[1]
- (f) Which students will probably not get college accommodation?  
.....[1]
- (g) How does the college help students to find a house to live in? Give **two** details.  
.....  
.....[1]

[Total: 7]

## Exercise 2

Read the following article about a sport called BMX, and then answer the questions on the opposite page.

### BMX

There is only so much that you can write about a sport without trying it yourself. I was excited when my editor asked me to produce an article on BMX. The appeal of the sport for many people is the challenge, but I started feeling anxious when I realised that I would actually need to have a go at it myself.

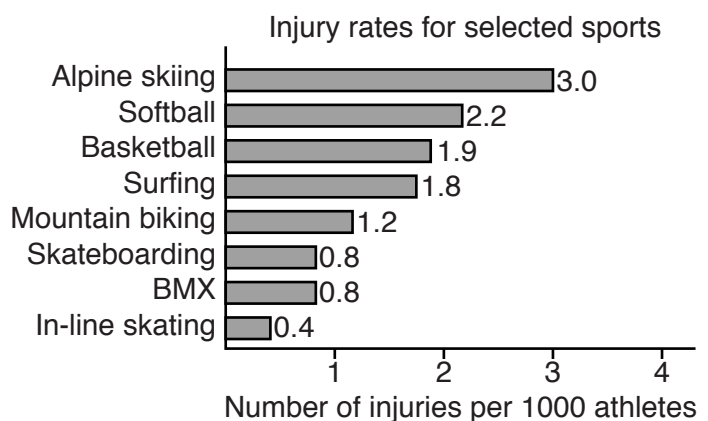
BMX, or bicycle motocross, involves riding a small bicycle on tracks which usually include several jumps. Some people prefer BMX racing; others like freestyle BMX, which is all about performing tricks. Either way, the fact that BMX bikes are fairly cheap to buy has helped to make it a sport that many people want to try.

The sport began in the 1970s, when children in California were inspired by the stars of cross-country motorbike racing, and started racing their bikes on dirt tracks. Many people believe that they were motivated by an American TV documentary which showed children riding a popular type of bicycle, called the Sting-Ray, off-road. This quickly became the preferred bike for BMX racing because it was easy to adapt for better performance.

By the mid-1970s, BMX racing had become officially recognised as a sport. In 1981, the International BMX Federation was founded, and the first world championships were held in 1982. The International Olympic Committee made BMX a full-medal Olympic sport in time for the 2008 summer Olympic Games in Beijing, China. The first Olympic champion in men's racing was Māris Štrombergs, from Latvia; Anne-Caroline Chausson, who was French, became the first women's champion.

Lots of people are attracted to BMX because there are many places to ride and do tricks. I went to my local BMX centre and met Mark Hubbard, a professional BMX rider, to try it out. I wanted him to teach me a trick that I had heard about, called the bunnyhop. To do this, riders have to lift their front wheel, then their back wheel, to launch their bike in the air, as if they are jumping off a ramp. However, Mark said this was too challenging, and he would teach me two simpler ones instead. First I tried a truck stand, which involves balancing on the front tyre with your hands in the air. My first attempts were disastrous, so Mark decided to teach me how to do a glider – a trick where you keep your feet on the wheel pegs and roll backwards and forwards with your hands above your head. Mark made it look so easy, but I just couldn't take my hands off the handlebars. Before we ran out of time, Mark gave me one last chance to perfect the first of these tricks. Taking a deep breath, and with Mark firmly holding onto my bike, I managed to get my balance and stand upright. I then realised with horror that Mark had stepped away. I was actually supporting myself – but only for a few seconds, before I fell off! Mark later reassured me that BMX isn't as dangerous as some people think.

I also tried out BMX racing at the centre. I was only allowed on the amateur track, which had a five-metre start hill followed by a variety of jumps and turns. Then I watched some teenagers having an advanced lesson on the elite track, which has a higher start hill and a much more technically demanding layout. They all looked so cool with their bikes – another reason why the sport is so popular. I left feeling very relieved that I didn't have to try my luck on that!



- (a) How did the writer feel about the idea of having a BMX lesson?  
.....[1]
- (b) Which **two** types of BMX riding does the writer mention?  
.....  
.....[1]
- (c) Which sport did BMX develop from?  
.....[1]
- (d) Which make of bicycle did most children use for BMX racing in the 1970s?  
.....[1]
- (e) When did the first international BMX competitions take place?  
.....[1]
- (f) What was the nationality of the first woman to win an Olympic BMX racing event?  
.....[1]
- (g) What do riders need to do first if they want to perform a bunnyhop?  
.....[1]
- (h) Which trick did the writer manage to do in his lesson?  
.....[1]
- (i) According to the chart, which sport is as dangerous as BMX, **and** how many injuries are there for every 1000 basketball players?  
.....  
.....[1]
- (j) What **two** tracks were at the place where the writer went for his lesson?  
.....  
.....[2]

[Total: 11]

**Exercise 3**

Sile Farley is a schoolgirl. She goes to Barnford High, a school for 11- to 18-year-olds, which is just outside the town where she lives in Ireland. The school is half an hour away by bus. Her home, at 142 Dermot Street, in Wexford, is much closer to West College, but this school doesn't have such good facilities for art and design, which she is really interested in. Sile's grandmother is an artist and she also makes all her own clothes. Since Sile was a little girl, she has always enjoyed spending time with her grandmother, watching her working.

Sile would love to be a designer when she is older. Her art teacher, Mrs Harrison, has told her about a competition called RecycleArt, which is run by a well-known fashion designer called Zoe Turnbull. The competition is open to anyone under the age of sixteen. Sile's sixteenth birthday is in two months' time, so she is able to enter. She has checked the competition details online, at [www.designcomp.co.uk](http://www.designcomp.co.uk), and requested an entry form. This could be sent by post or email, and Sile chose to have it sent to her at [sile123@mypost.com](mailto:sile123@mypost.com) because that is faster.

For the competition, Sile has to design something to wear that is made from recycled material, for example shoes made from plastic bags, or a cardboard hat. She has decided to make a necklace and bracelet out of buttons from some of her old clothes.

There are two stages to the competition. First, she has to send in a proposal for her design, including a name for it, a description and detailed drawings. Her dad suggested calling it 'Done up', which she really liked, but in the end she chose 'Collection in Blue' because of the colour that she is using. If her proposal is accepted, she will then make the design, and take it to a show on one of three days, where the winners are chosen. The shows take place on 12, 19 and 23 August. Sile's parents are taking her to America for the last two weeks of August, so she is only available for the first show.

**Imagine you are Sile. Fill in the competition entry form on the opposite page, using the information above.**

## RecycleArt – competition entry form

### Section A: Personal details

Full name: .....

Home address: .....

Age: .....

Email address: .....

School name: .....

Teacher's name: .....

### Section B: Design details

What are you going to make? (tick one box)

clothes       jewellery       footwear

Name of your design: .....

What is your design made from? .....

Shows you can attend: (circle one)

12 August / 19 August / 23 August

### Section C

In the space below, write **one** sentence stating how you became interested in design and **one** sentence describing your future career plans.


[Total: 14]

## Exercise 4

Read the following article about WaterAid, and then complete the notes on the opposite page.

### WaterAid

Many people around the world take it for granted that they can simply turn on a tap and get a glass of clean, fresh water to drink. These people have probably never even considered life without this basic necessity. However, it is incredible to realise that approximately 748 million people nowadays still do not have safe drinking water – that is one in ten of the world's population. These people desperately need easy access to clean water, as it would allow them to take the first steps out of poverty. With a safe water supply, a child who used to spend four hours a day walking to fetch water now has time to go to school and get an education. Clean water is also vital because it means that fewer people suffer diseases.



WaterAid is a charity which is working to improve the lives of some of the people who lack safe water. Up to now, it has helped over 19 million people, in a wide variety of ways. In some rural communities, volunteers have worked with villagers to dig wells, often by hand, to give them access to clean water. In other places, pipes have been laid to carry fresh water from higher ground to taps that are situated near people's homes. Where technology is involved, for example if a pump has been installed to bring water up to the surface from below ground, WaterAid has taught locals how to mend the pump if it breaks. This means that a safe water supply is available again much more quickly, and also that communities do not have to rely on skilled technicians who can charge high fees and may take several days to arrive at the rural location. These local, well-trained pump mechanics also carry out routine checks and maintenance, and records now show an increase in the number of wells which provide people with a regular supply of water. Many sets of tool boxes have also been given out so that the local mechanics have the equipment they need to carry out maintenance and repairs effectively.

Of course, all this work and equipment requires a huge amount of financial support. Many people make regular donations to WaterAid, which means that the charity is able to plan ahead with some confidence. Even donating a small amount of money each month makes a big difference. Supporters are then kept up to date on the progress of current projects through emails and newsletters. The charity also arranges a variety of events to raise funds. Examples include marathons, expeditions, concerts and even cake sales – the list is endless. People can take part in an event that is set up and promoted by the charity itself, or they can get in touch with the charity and organise their own event. WaterAid also receives money from governments, organisations and companies around the world that are committed to improving access to safe water. The organisations range from banks to clothing manufacturers, and all of these are essential to WaterAid's work and are an important part of the solution to the world's water crisis.



You are going to give a talk to your class about WaterAid.

Prepare some notes to use as the basis for your talk.

Make short notes under each heading.

Why clean water is important:

- .....
- .....

What WaterAid has done to help provide clean water:

- .....
- .....
- .....

How WaterAid gets money to pay for projects:

- .....
- .....

[Total: 7]

**Exercise 5**

Imagine that you have given your talk to your class. Now your teacher has asked you to follow this up with a summary for the school website.

Look at your notes in Exercise 4 above. Using the ideas in your notes, write a summary about WaterAid.

**Your summary should be about 70 words long (and no more than 80 words long). You should use your own words as far as possible.**

.....

.....

.....

.....

.....

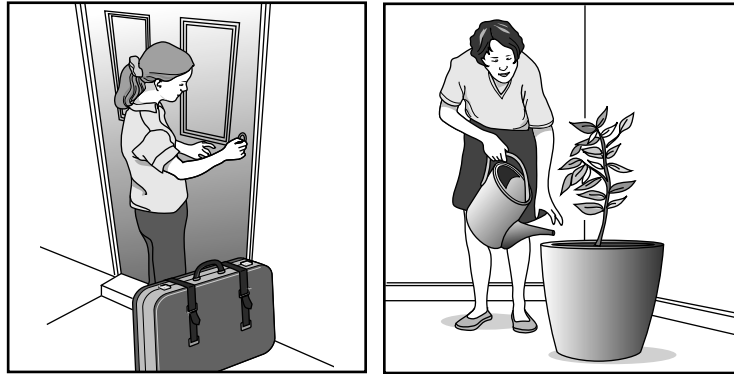
.....

.....

.....

.....

[Total: 5]

**Exercise 6**

Your friend is coming to stay in your house next month to look after it while you and your family are on holiday.

**Write an email to your friend about staying in your house.**

In your email, you should:

- tell your friend where some important things are in your house
- ask your friend to do something for you
- suggest what your friend can do in the area.

The pictures above may give you some ideas, and you should try to use some ideas of your own.

**Your email should be between 100 and 150 words long.**

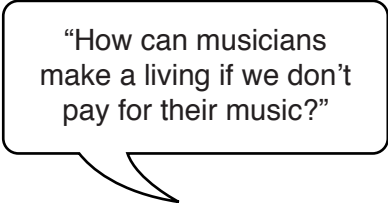
You will receive up to 7 marks for the content of your email, and up to 6 marks for the style and accuracy of your language.



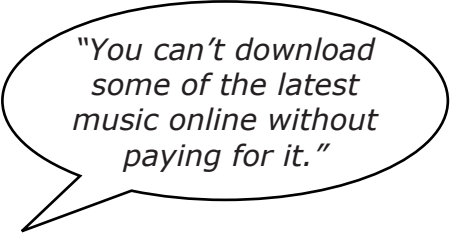
**Exercise 7**

Many people can get free music by downloading it from the internet.

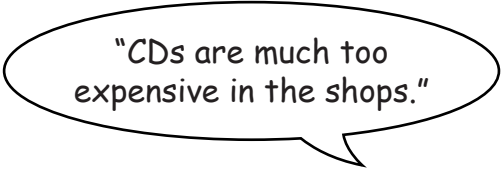
Here are some comments from students in your class:



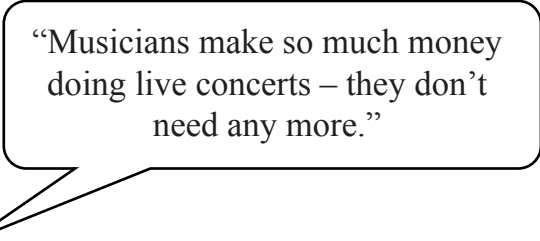
"How can musicians make a living if we don't pay for their music?"



*"You can't download some of the latest music online without paying for it."*



"CDs are much too expensive in the shops."



"Musicians make so much money doing live concerts – they don't need any more."

**Write an article for your school magazine, giving your views.**

The comments above may give you some ideas, and you should try to use some ideas of your own.

**Your article should be between 100 and 150 words long.**

You will receive up to 7 marks for the content of your article, and up to 6 marks for the style and accuracy of your language.







**BLANK PAGE**

---

Permission to reproduce items where third-party owned material protected by copyright is included has been sought and cleared where possible. Every reasonable effort has been made by the publisher (UCLES) to trace copyright holders, but if any items requiring clearance have unwittingly been included, the publisher will be pleased to make amends at the earliest possible opportunity.

To avoid the issue of disclosure of answer-related information to candidates, all copyright acknowledgements are reproduced online in the Cambridge International Examinations Copyright Acknowledgements Booklet. This is produced for each series of examinations and is freely available to download at [www.cie.org.uk](http://www.cie.org.uk) after the live examination series.

Cambridge International Examinations is part of the Cambridge Assessment Group. Cambridge Assessment is the brand name of University of Cambridge Local Examinations Syndicate (UCLES), which is itself a department of the University of Cambridge.