



Cambridge International Examinations
Cambridge International General Certificate of Secondary Education

CANDIDATE NAME

CENTRE NUMBER

CANDIDATE NUMBER



ENGLISH AS A SECOND LANGUAGE

0511/12

Paper 1 Reading and Writing (Core)

May/June 2016

1 hour 30 minutes

Candidates answer on the Question Paper.

No Additional Materials are required.

READ THESE INSTRUCTIONS FIRST

Write your Centre number, candidate number and name on all the work you hand in.

Write in dark blue or black pen.

Do not use staples, paper clips, glue or correction fluid.

DO NOT WRITE IN ANY BARCODES.

Answer **all** questions.

Dictionaries are **not** allowed.

At the end of the examination, fasten all your work securely together.

The number of marks is given in brackets [] at the end of each question or part question.

The syllabus is approved for use in England, Wales and Northern Ireland as a Cambridge International Level 1/Level 2 Certificate.

This document consists of **13** printed pages and **3** blank pages.

Exercise 1


Read the following article, written by a parent, about taking young children out to eat, and then answer the questions on the opposite page.

YOUNG CHILDREN IN RESTAURANTS

Eating out with young children needs careful planning. Here are my tips for a successful visit to a restaurant with young children.

Quiet entertainment

It is a good idea to take an activity for young children to enjoy if the restaurant does not provide anything. I suggest a colouring book, a toy car or an action figure. I always take my iPod and headphones as a backup plan. Make sure you take toys that are quiet, because other diners will not want to listen to a loud battery-operated toy while they eat.



Limited options

Too many choices can often lead to young children getting upset. It is best to limit your child's options for food and drink. The restaurant might offer fizzy drinks, milk, fruit juices and water, but that might be too many drinks for your child to pick from. I suggest offering children only milk or water. I also advise that you limit the choices of food. There are often many choices on a menu; select the two healthiest options and allow children to pick one of them.

Choose the right restaurant

You could find out which restaurants are child-friendly before choosing one. You can ask friends for advice or search for information on the internet. It will be miserable for you, and for everyone else, if you try to take a young child to a formal restaurant only to find yourself trying to comfort a screaming child. It could also turn out to be an expensive waste of money if you don't even finish the meal because you have to leave quickly. Save the expensive restaurants for adult-only occasions, and choose a less formal place with a relaxed atmosphere for the children.

Childproof the table

There are all kinds of items on a restaurant table that are not suitable for young children. As soon as you get to your table, make sure you childproof it – or at least the area of the table within your child's reach. When I say childproof the table, I mean move the knives, salt pot and breakable objects out of reach.

Before you go

It is a good idea to talk with your child about how to behave at a restaurant before you go there. You could have a special meal at home; you'll be able to enjoy it while helping your children learn what is expected of them at a restaurant.

It is important that children learn how to behave when they are in different situations. Eating out in restaurants is one of life's pleasures, and children should be taught how to enjoy the experience.

- (a) What is the most important thing about any toy that you take to a restaurant?
.....[1]
- (b) How might young children feel if there are too many options?
.....[1]
- (c) Which food choices should parents make for their children?
.....[1]
- (d) How can you find out whether a restaurant is suitable for children? Give **two** details.
.....
.....[1]
- (e) What is the first thing that parents are advised to do when they sit down at a table in a restaurant?
.....[1]
- (f) How can you prepare your children for a trip to a restaurant? Give **two** details.
.....
.....[2]

[Total: 7]

Exercise 2

Read the following article about choosing which country hosts the Olympic Games, and then answer the questions on the opposite page.

Hosting the Olympic Games

On 2 October 2009, citizens of Rio de Janeiro celebrated winning their bid to host the Summer Olympic Games in 2016.

Content removed due to copyright restrictions.

Rio de Janeiro will be showing the world what it can do; certainly Tokyo will be watching as it prepares itself for the 2020 Olympic Games.

(a) Why were the people of Rio de Janeiro happy on 2 October 2009? Give **two** details.

.....
.....[2]

(b) According to the table, which cities gained more votes in round 2 than in round 1 **and** what was the lowest score given in any round?

Cities:
Score:[1]

(c) When do individual committees submit their applications for the Games?

.....[1]

(d) What evidence is there that not all cities benefit financially from hosting the Games? Give **two** details.

.....
.....[2]

(e) Who is responsible for funding the Games? Give **two** details.

.....
.....[1]

(f) How does a city prove it has the right locations for the Games? Give **two** details.

.....
.....[1]

(g) What example is given of how an Olympics application might help to promote sport?

.....[1]

(h) What would have been unusual if Doha had won the bid for the Olympic Games?

.....[1]

(i) What can a city do if it has been unsuccessful?

.....[1]

[Total: 11]

Exercise 3

Abdullah Rahal is 18 and is in his last year of study at The International School in Ajman in the United Arab Emirates. Abdullah is Egyptian and his ambition is to become a teacher of English. He has decided that he would like to get some practical experience of teaching before applying to university. At lunch times, he often helps students in the Language Induction unit of his school, which is for students who arrive at the school with very limited English language skills. However, he would now like the opportunity to teach some of these students on a more formal basis. Abdullah thinks that this experience will improve his chances of getting a place at university.

He recently read on the school's website that the school has set up a new volunteer programme starting in November, and students can volunteer to do many different kinds of work within the school. Abdullah has discussed this idea with his parents, and they are happy for him to volunteer as long as he waits until the beginning of February when he will have finished his coursework. Therefore, Abdullah has asked the school to send him an application form.

Abdullah has spoken Arabic and English all his life so he is totally fluent in both languages. He won the school's first prize in English last year, and he often translates English documents into Arabic for his father. He is keen to start learning another language, possibly French. His parents are enthusiastic travellers, and Abdullah has been lucky enough to visit many countries in Europe and Asia. He has friends from lots of different countries and he thinks that this will be a great advantage when teaching in an international school. He enjoys using various social networking sites to chat with his friends, and he can be contacted at abrah@mail.ae

Abdullah is the youngest of three children in the family, and his two sisters are already at university in Dubai. He has decided that he also wants to stay close to the family, so he hopes to study without leaving home. He lives at Flat 173, Bisco Building, Diyaffa Road, Ajman, which is not far from Dubai.

Imagine you are Abdullah. Fill in the form on the opposite page, using the information above.

Student Volunteer Application Form

Section A: Personal details

Full name:

Nationality:

Address:

Email address:

What languages do you speak? (please underline)

French German Arabic Italian English

Section B: Volunteer information

Area of work requested: (please circle)

administration finance teaching management

When would you like to start volunteering?

.....

Do your parents give permission for you to volunteer? (please delete) YES/NO

Where did you see the student volunteer programme advertised?

.....

Give details of any outstanding achievements in the last year:

.....

Section C

In the space below, write **one** sentence about why you want to volunteer, and **one** sentence explaining any past experiences that may help you when you volunteer.

[Total: 14]

Exercise 4

Read the following article about special-effects artists, and then complete the notes on the opposite page.

Special-effects artists

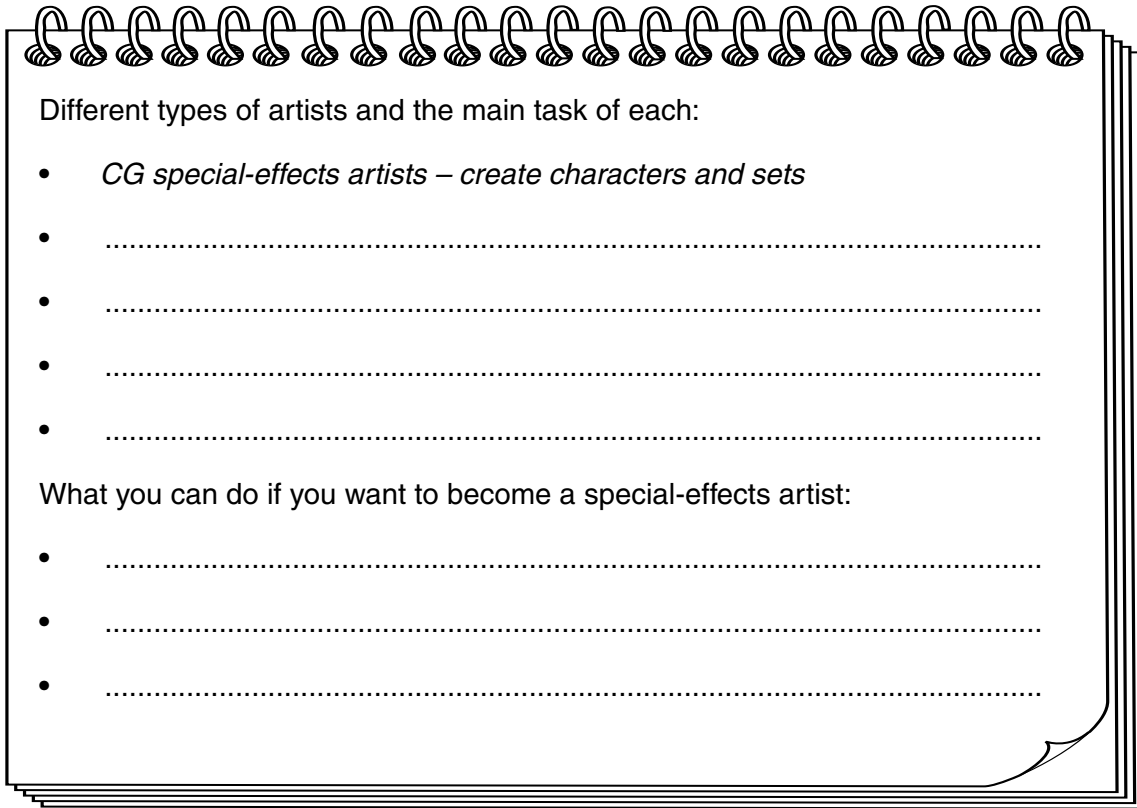
In films, nothing is impossible.

Content removed due to copyright restrictions.

Who knows, one day, one of your creations might end up on the big screen!

You have been asked to give a talk to your class about special-effects artists. Prepare some notes to use as the basis for your talk.

Make your notes under each heading.



Different types of artists and the main task of each:

- *CG special-effects artists – create characters and sets*
-
-
-
-

What you can do if you want to become a special-effects artist:

-
-
-

[Total: 7]

Exercise 5

Imagine that you have given your talk to your class. Now your teacher has asked you to follow this up with a short written report.

Look at your notes in Exercise 4 above. Using the ideas in your notes, write a summary about special-effects artists.

Your summary should be about 70 words long (and no more than 80 words long). You should use your own words as far as possible.

.....

.....

.....

.....

.....

.....

.....

.....

[Total: 5]

Exercise 6

You recently spent an enjoyable weekend at a friend's house.

Write an email to your friend, to say thank you for your stay.

In your email, you should:

- thank your friend and say how you felt when you got home
- describe what you enjoyed most about your stay
- invite your friend to stay with you, and suggest some activities you might do together.

The pictures above may give you some ideas, and you should try to use some ideas of your own.

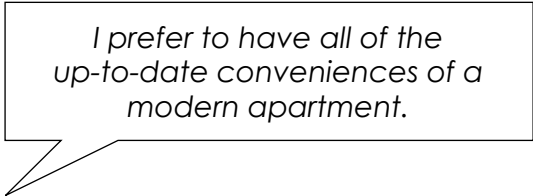
Your email should be between 100 and 150 words long.

You will receive up to 7 marks for the content of your email, and up to 6 marks for the style and accuracy of your language.


Exercise 7

Some people enjoy living in apartments but others prefer to live in houses.

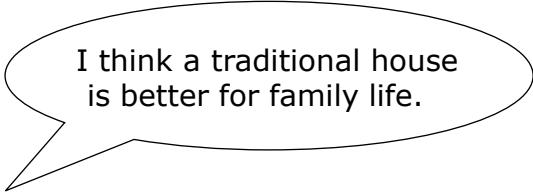
Here are some comments on the subject:



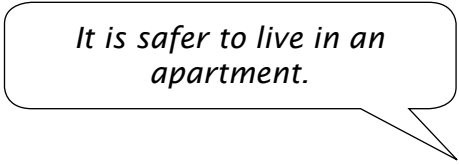
I prefer to have all of the up-to-date conveniences of a modern apartment.



Older family members feel more comfortable in a traditional house.



I think a traditional house is better for family life.



It is safer to live in an apartment.

Write an article for your school magazine, giving your views.

The comments above may give you some ideas, and you should try to use some ideas of your own.

Your article should be between 100 and 150 words long.

You will receive up to 7 marks for the content of your article, and up to 6 marks for the style and accuracy of your language.

BLANK PAGE

Permission to reproduce items where third-party owned material protected by copyright is included has been sought and cleared where possible. Every reasonable effort has been made by the publisher (UCLES) to trace copyright holders, but if any items requiring clearance have unwittingly been included, the publisher will be pleased to make amends at the earliest possible opportunity.

To avoid the issue of disclosure of answer-related information to candidates, all copyright acknowledgements are reproduced online in the Cambridge International Examinations Copyright Acknowledgements Booklet. This is produced for each series of examinations and is freely available to download at www.cie.org.uk after the live examination series.

Cambridge International Examinations is part of the Cambridge Assessment Group. Cambridge Assessment is the brand name of University of Cambridge Local Examinations Syndicate (UCLES), which is itself a department of the University of Cambridge.