



Cambridge IGCSE™

DESIGN & TECHNOLOGY

0445/13

Paper 1 Product Design

October/November 2021

1 hour 15 minutes



You must answer on the two pre-printed A3 answer sheets.

You will need: Two A3 pre-printed answer sheets (enclosed)
Standard drawing equipment
Coloured pencils

INSTRUCTIONS

- Answer **one** question.
- Use an HB pencil for any drawings and a black or dark blue pen for any writing.
- Write your name, centre number and candidate number in the space on **both** pre-printed answer sheets.
- Answer in the space provided on the answer sheets.
- Do **not** use an erasable pen, staples, paper clips, glue or correction fluid.
- Do **not** write on any bar codes.
- You may use a calculator.
- You may use standard drawing equipment, including coloured pencils.
- At the end of the examination, hand in your named A3 answer sheets. Do **not** fasten them together and do **not** punch holes in the sheets or tie with string.


INFORMATION

- The total mark for this paper is 50.
- The number of marks for each question or part question is shown in brackets [].
- All dimensions are in millimetres.

This document has 4 pages.

Answer **one** question only on the A3 pre-printed answer sheets provided.

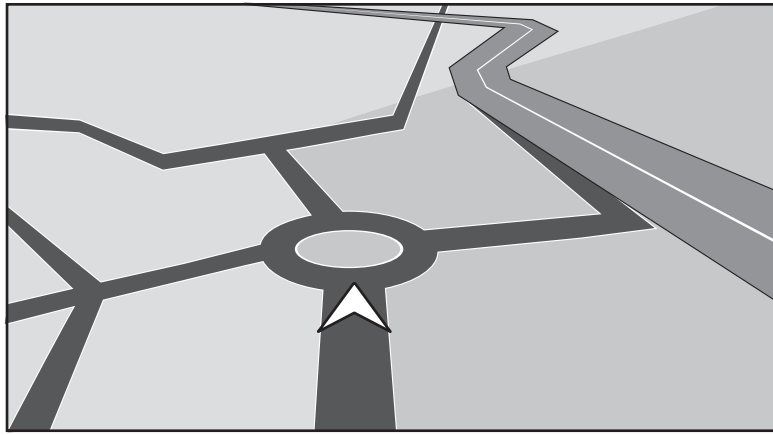
1 Children enjoy riding on sit-on toy vehicles.



Design a sit-on toy vehicle suitable for a three to four-year-old child. The child should sit astride the vehicle and be able to steer it.

- (a) List **four** additional points about the function of such a sit-on toy vehicle that you consider to be important. [4]
- (b) Use sketches and notes to show **two** methods of steering such a toy vehicle. [4]
- (c) Develop and sketch **three** separate ideas for the sit-on toy vehicle. [12]
- (d) Evaluate your three ideas. Choose **one** idea to develop further and justify your choice. [8]
- (e) Draw, using a method of your own choice, a full solution to the design problem. Include construction details and important dimensions. [12]
- (f) Suggest **two** suitable specific materials for the solution you have drawn in part (e) and give reasons for your choice. [4]
- (g) Outline a method that could be used to manufacture **one** part of your solution drawn in part (e). Include the names of the tools used. [6]


2 Teenagers learning to drive cars need to be taught how to navigate different types of road junction.



Design a game suitable for teenagers that would help them to understand how road junctions should be navigated.

- (a) List **four** additional points about the function of such a game that you consider to be important. [4]
- (b) Use sketches and notes to show **two** methods of forming model vehicles for such a game. [4]
- (c) Develop and sketch **three** separate ideas for the game. [12]
- (d) Evaluate your three ideas. Choose **one** idea to develop further and justify your choice. [8]
- (e) Draw, using a method of your own choice, a full solution to the design problem. Include construction details and important dimensions. [12]
- (f) Suggest **two** suitable specific materials for the solution you have drawn in part (e) and give reasons for your choice. [4]
- (g) Outline a method that could be used to manufacture **one** part of your solution drawn in part (e). Include the names of the tools used. [6]

3 Toys can be made more interesting for children to play with when they involve movement.



Design a toy vehicle that will be propelled by an elastic band. The toy should have an additional moving feature.

- (a) List **four** additional points about the function of such a toy that you consider to be important. [4]
- (b) Use sketches and notes to show **two** methods of producing rotational movement from an elastic band. [4]
- (c) Develop and sketch **three** separate ideas for the toy. [12]
- (d) Evaluate your three ideas. Choose **one** idea to develop further and justify your choice. [8]
- (e) Draw, using a method of your own choice, a full solution to the design problem. Include construction details and important dimensions. [12]
- (f) Suggest **two** suitable specific materials for the solution you have drawn in part (e) and give reasons for your choice. [4]
- (g) Outline a method that could be used to manufacture **one** part of your solution drawn in part (e). Include the names of the tools used. [6]

Permission to reproduce items where third-party owned material protected by copyright is included has been sought and cleared where possible. Every reasonable effort has been made by the publisher (UCLES) to trace copyright holders, but if any items requiring clearance have unwittingly been included, the publisher will be pleased to make amends at the earliest possible opportunity.

To avoid the issue of disclosure of answer-related information to candidates, all copyright acknowledgements are reproduced online in the Cambridge Assessment International Education Copyright Acknowledgements Booklet. This is produced for each series of examinations and is freely available to download at www.cambridgeinternational.org after the live examination series.

Cambridge Assessment International Education is part of the Cambridge Assessment Group. Cambridge Assessment is the brand name of the University of Cambridge Local Examinations Syndicate (UCLES), which itself is a department of the University of Cambridge.