



UNIVERSITY OF CAMBRIDGE INTERNATIONAL EXAMINATIONS
International General Certificate of Secondary Education

CANDIDATE
NAME

CENTRE
NUMBER

--	--	--	--	--

CANDIDATE
NUMBER

--	--	--	--



CHEMISTRY

0620/33

Paper 3 (Extended)

October/November 2012

1 hour 15 minutes

Candidates answer on the Question Paper.

No Additional Materials are required.

READ THESE INSTRUCTIONS FIRST

Write your Centre number, candidate number and name on all the work you hand in.

Write in dark blue or black pen.

You may use a pencil for any diagrams, graphs or rough working.

Do not use staples, paper clips, highlighters, glue or correction fluid.

DO **NOT** WRITE IN ANY BARCODES.

Answer **all** questions.

A copy of the Periodic Table is printed on page 16.

At the end of the examination, fasten all your work securely together.

The number of marks is given in brackets [] at the end of each question or part question.

For Examiner's Use

1	
2	
3	
4	
5	
6	
7	
Total	

This document consists of **14** printed pages and **2** blank pages.



1 For each of the following, select an element from Period 4, potassium to krypton, which matches the description.

(a) A metal that reacts rapidly with cold water to form a compound of the type $M(OH)_2$ and hydrogen.

..... [1]

(b) Its only oxidation state is 0. [1]

(c) It has a macromolecular oxide, XO_2 , which has similar physical properties to those of diamond.

..... [1]

(d) This is one of the metals alloyed with iron in stainless steel. [1]

(e) It can be reduced to an ion of the type X^- [1]

(f) It can form a covalent hydride having the formula H_2X [1]

(g) Its soluble salts are blue and its oxide is black. [1]

(h) It is a liquid at room temperature. [1]

[Total: 8]

2 (a) State a use for each of the following gases.

(i) chlorine [1]

(ii) argon [1]

(iii) ethene [1]

(iv) oxygen [1]

(b) Describe how oxygen is obtained from air.

.....

..... [2]

[Total: 6]

- 3 (a) A small amount of liquid bromine is added to a container which is then sealed.



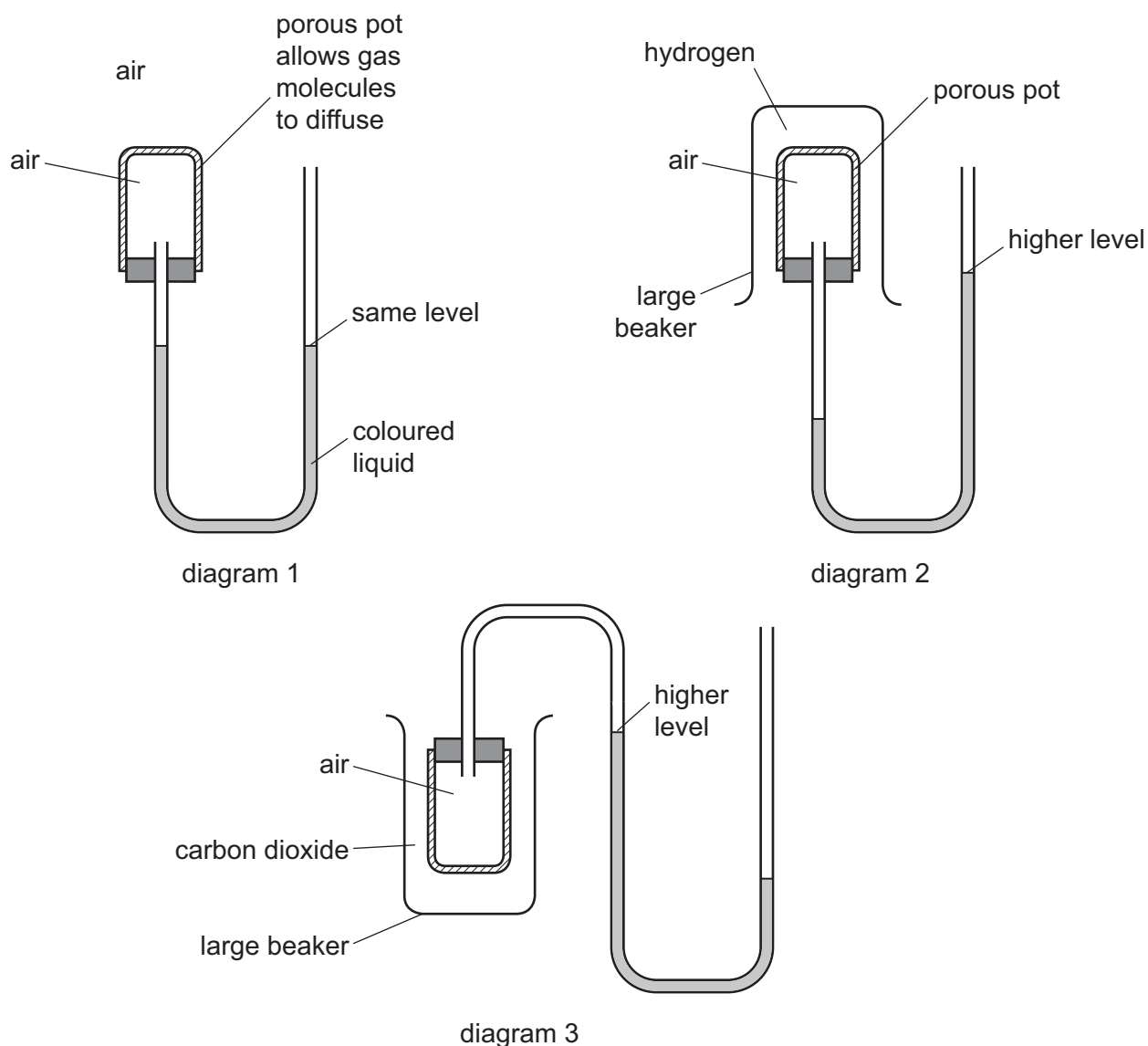
Use the ideas of the Kinetic Theory to explain why, after about an hour, the bromine molecules have spread uniformly to occupy the whole container.

.....

.....

..... [3]

- (b) The diagrams below show simple experiments on the speed of diffusion of gases.



Complete the following explanations. Diagram 1 has been done for you.

Diagram 1

There is air inside and outside the porous pot so the rate of diffusion of air into the pot is the same as the rate of diffusion of air out of the pot. The pressure inside and outside the pot is the same so the coloured liquid is at the same level on each side of the tube.

Diagram 2

.....
.....
.....
..... [3]

Diagram 3

.....
.....
.....
..... [3]

[Total: 9]

4 Zinc alloys have been used for over 2500 years.

(a) (i) Explain the phrase *zinc alloy*.

.....
..... [1]

(ii) Making alloys is still a major use of zinc. State **one** other large scale use of zinc.

..... [1]


(iii) Describe the bonding in a typical metal, such as zinc, and then explain why it is malleable. You may use a diagram to illustrate your answer.

.....
.....
..... [3]

(iv) Suggest why the introduction of a different atom into the structure makes the alloy less malleable than the pure metal.

.....
..... [2]

(b) Zinc metal is made by the reduction of zinc oxide. The major ore of zinc is zinc blende, ZnS. Zinc blende contains silver and lead compounds as well as zinc sulfide. Zinc blende is converted into impure zinc oxide by heating it in air.



(i) Describe how zinc oxide is reduced to zinc.

..... [1]

(ii) Some of the zinc oxide is dissolved in sulfuric acid to make aqueous zinc sulfate. Write a balanced symbol equation for this reaction.

..... [2]

- (iii) This impure solution of zinc sulfate contains zinc ions, silver(I) ions and lead ions. Explain why the addition of zinc powder produces pure zinc sulfate solution. Include at least one ionic equation in your explanation.

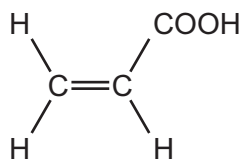
.....
.....
.....
.....
..... [4]

- (iv) Describe how zinc metal can be obtained from zinc sulfate solution by electrolysis. A labelled diagram is acceptable. Include all the products of this electrolysis. The electrolysis is similar to that of copper(II) sulfate solution with inert electrodes.

[4]

[Total: 18]

- 5 Propenoic acid is an unsaturated carboxylic acid. The structural formula of propenoic acid is given below.



- (a) (i) Describe how you could show that propenoic acid is an unsaturated compound.

test

result

..... [2]

- (ii) Without using an indicator, describe how you could show that a compound is an acid.

test

result

..... [2]

- (b) Propenoic acid reacts with ethanol to form an ester. Deduce the name of this ester. Draw its structural formula.

name of ester

structural formula showing all bonds

[3]

- (c) An organic compound has a molecular formula $\text{C}_6\text{H}_8\text{O}_4$. It is an unsaturated carboxylic acid. One mole of the compound reacts with two moles of sodium hydroxide.

- (i) Explain the phrase *molecular formula*.

.....

..... [2]

- (ii) One mole of this carboxylic acid reacts with two moles of sodium hydroxide.
How many moles of -COOH groups are there in one mole of this compound?

..... [1]

- (iii) What is the formula of another functional group in this compound?

..... [1]

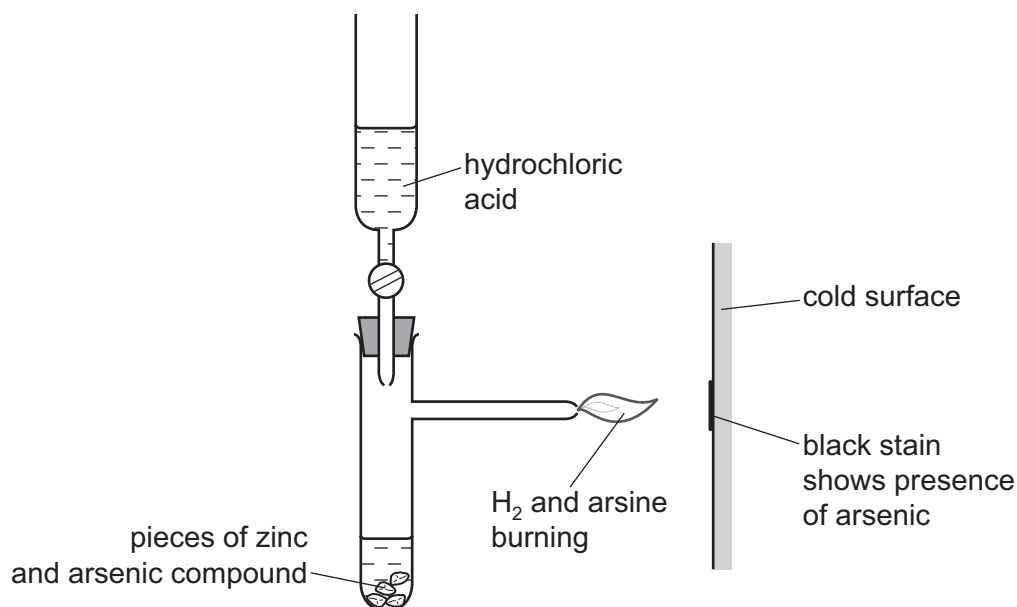
- (iv) Deduce a structural formula of this compound.

[1]

[Total: 12]

- 6 Until recently, arsenic poisoning, either deliberate or accidental, has been a frequent cause of death. The symptoms of arsenic poisoning are identical with those of a common illness, cholera. A reliable test was needed to prove the presence of arsenic in a body.

(a) In 1840, Marsh devised a reliable test for arsenic.



Hydrogen is formed in this reaction. Any arsenic compound reacts with this hydrogen to form arsine which is arsenic hydride, AsH_3 .

The mixture of hydrogen and arsine is burnt at the jet and arsenic forms as a black stain on the glass.

- (i) Write an equation for the reaction which forms hydrogen.

..... [2]

- (ii) Draw a diagram which shows the arrangement of the outer (valency) electrons in one molecule of the covalent compound arsine.
The electron distribution of arsenic is $2 + 8 + 18 + 5$.

Use x to represent an electron from an arsenic atom.

Use o to represent an electron from a hydrogen atom.

[2]

(b) Another hydride of arsenic has the composition below.

arsenic 97.4% hydrogen 2.6%

(i) Calculate the empirical formula of this hydride **from the above data**.
Show your working.

.....
.....[2]

(ii) The mass of one mole of this hydride is 154 g. What is its molecular formula?

..... [1]

(iii) Deduce the structural formula of this hydride.

[1]

(c) Hair is a natural protein. Hair absorbs arsenic from the body. Analysis of the hair provides a measurement of a person's exposure to arsenic. To release the absorbed arsenic for analysis, the protein has to be hydrolysed.

(i) What is the name of the linkage in proteins?

..... [1]

(ii) Name a reagent which can be used to hydrolyse proteins.

..... [1]

(iii) What type of compound is formed by the hydrolysis of proteins?


..... [1]

(d) In the 19th Century, a bright green pigment, copper(II) arsenate(V) was used to kill rats and insects. In damp conditions, micro-organisms can act on this compound to produce the very poisonous gas, arsine.

- (i) Suggest a reason why it is necessary to include the oxidation states in the name of the compound.

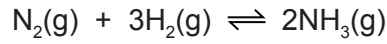
.....
..... [1]

- (ii) The formula for the arsenate(V) ion is AsO_4^{3-} . Complete the ionic equation for the formation of copper(II) arsenate(V).



[Total: 14]

7 Ammonia is made by the Haber process.



(a) State **one** major use of ammonia.

..... [1]

(b) Describe how hydrogen is obtained for the Haber process.

.....
.....
..... [3]

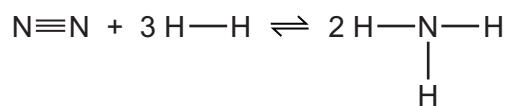
(c) This reaction is carried out at a high pressure, 200 atmospheres.
State, with an explanation for each, **two** advantages of using a high pressure.

.....
.....
.....
.....
..... [5]

(d) (i) What is the difference between an endothermic and an exothermic reaction?

.....
..... [1]

- (ii) Bond breaking is an endothermic process. Bond energy is the amount of energy needed to break or form one mole of the bond. Complete the table and explain why the forward reaction is exothermic.



bond	bond energy kJ/mol	energy change kJ	exothermic or endothermic
$\text{N}\equiv\text{N}$	944	+944	endothermic
$\text{H}-\text{H}$	436	$3 \times 436 = +1308$	
$\text{N}-\text{H}$	388		

.....

..... [3]

[Total: 13]

DATA SHEET
The Periodic Table of the Elements

		Group																																																																																	
I	II	III	IV	V	VI	VII	0																																																																												
7 Li Lithium 3	9 Be Beryllium 4	1 H Hydrogen 1	11 B Boron 5	12 C Carbon 6	14 N Nitrogen 7	16 O Oxygen 8	19 F Fluorine 9	20 Ne Neon 10																																																																											
23 Na Sodium 11	24 Mg Magnesium 12	27 Al Aluminium 13	28 Si Silicon 14	31 P Phosphorus 15	32 S Sulfur 16	35.5 Cl Chlorine 17	40 Ar Argon 18																																																																												
39 K Potassium 19	40 Ca Calcium 20	48 Ti Titanium 22	51 V Vanadium 23	55 Mn Manganese 25	59 Co Cobalt 27	59 Ni Nickel 28	64 Cu Copper 29	65 Zn Zinc 30	70 Ga Gallium 31	73 Ge Germanium 32	75 As Arsenic 33	79 Se Selenium 34	80 Br Bromine 35	84 Kr Krypton 36																																																																					
85 Rb Rubidium 37	88 Sr Strontium 38	91 Zr Zirconium 40	93 Nb Niobium 41	101 Ru Ruthenium 44	103 Rh Rhodium 45	106 Pd Palladium 46	108 Ag Silver 47	112 Cd Cadmium 48	115 In Indium 49	119 Sn Tin 50	122 Sb Antimony 51	128 Te Tellurium 52	127 I Iodine 53	131 Xe Xenon 54																																																																					
133 Cs Caesium 55	137 Ba Barium 56	178 Hf Hafnium 72	181 Ta Tantalum 73	190 Os Osmium 76	192 Ir Iridium 77	195 Pt Platinum 78	197 Au Gold 79	201 Hg Mercury 80	204 Tl Thallium 81	207 Pb Lead 82	209 Bi Bismuth 83	212 Po Polonium 84	210 At Astatine 85	222 Rn Radon 86																																																																					
87 Fr Francium	226 Ra Radium	227 Ac Actinium																																																																																	
		*58-71 Lanthanoid series †90-103 Actinoid series																																																																																	
		<table border="1" style="margin: auto; border-collapse: collapse;"> <tr> <td style="padding: 2px;">a</td> <td style="padding: 2px;">X</td> </tr> <tr> <td style="padding: 2px;">b</td> <td style="padding: 2px;"></td> </tr> </table>										a	X	b																																																																					
a	X																																																																																		
b																																																																																			
		<table border="1" style="margin: auto; border-collapse: collapse;"> <tr> <td style="padding: 2px;">a</td> <td style="padding: 2px;">= relative atomic mass</td> </tr> <tr> <td style="padding: 2px;">x</td> <td style="padding: 2px;">= atomic symbol</td> </tr> <tr> <td style="padding: 2px;">b</td> <td style="padding: 2px;">= proton (atomic) number</td> </tr> </table>										a	= relative atomic mass	x	= atomic symbol	b	= proton (atomic) number																																																																		
a	= relative atomic mass																																																																																		
x	= atomic symbol																																																																																		
b	= proton (atomic) number																																																																																		
		<table border="1" style="margin: auto; border-collapse: collapse;"> <tr> <td style="padding: 2px;">140</td> <td style="padding: 2px;">Ce</td> <td style="padding: 2px;">141</td> <td style="padding: 2px;">Pr</td> <td style="padding: 2px;">144</td> <td style="padding: 2px;">Nd</td> <td style="padding: 2px;">150</td> <td style="padding: 2px;">Sm</td> <td style="padding: 2px;">152</td> <td style="padding: 2px;">Eu</td> <td style="padding: 2px;">157</td> <td style="padding: 2px;">Gd</td> <td style="padding: 2px;">162</td> <td style="padding: 2px;">Dy</td> <td style="padding: 2px;">165</td> <td style="padding: 2px;">Ho</td> <td style="padding: 2px;">167</td> <td style="padding: 2px;">Er</td> <td style="padding: 2px;">169</td> <td style="padding: 2px;">Tm</td> <td style="padding: 2px;">173</td> <td style="padding: 2px;">Yb</td> <td style="padding: 2px;">175</td> <td style="padding: 2px;">Lu</td> </tr> <tr> <td style="padding: 2px;">58</td> <td style="padding: 2px;">Cerium</td> <td style="padding: 2px;">59</td> <td style="padding: 2px;">Praseodymium</td> <td style="padding: 2px;">60</td> <td style="padding: 2px;">Neodymium</td> <td style="padding: 2px;">62</td> <td style="padding: 2px;">Samarium</td> <td style="padding: 2px;">63</td> <td style="padding: 2px;">Europium</td> <td style="padding: 2px;">64</td> <td style="padding: 2px;">Gadolinium</td> <td style="padding: 2px;">66</td> <td style="padding: 2px;">Dysprosium</td> <td style="padding: 2px;">67</td> <td style="padding: 2px;">Holmium</td> <td style="padding: 2px;">68</td> <td style="padding: 2px;">Erbium</td> <td style="padding: 2px;">69</td> <td style="padding: 2px;">Thulium</td> <td style="padding: 2px;">70</td> <td style="padding: 2px;">Ytterbium</td> <td style="padding: 2px;">71</td> <td style="padding: 2px;">Lutetium</td> </tr> <tr> <td style="padding: 2px;">90</td> <td style="padding: 2px;">Thorium</td> <td style="padding: 2px;">91</td> <td style="padding: 2px;">Protactinium</td> <td style="padding: 2px;">92</td> <td style="padding: 2px;">Uranium</td> <td style="padding: 2px;">94</td> <td style="padding: 2px;">Plutonium</td> <td style="padding: 2px;">95</td> <td style="padding: 2px;">Americium</td> <td style="padding: 2px;">96</td> <td style="padding: 2px;">Curium</td> <td style="padding: 2px;">98</td> <td style="padding: 2px;">Californium</td> <td style="padding: 2px;">99</td> <td style="padding: 2px;">Einsteinium</td> <td style="padding: 2px;">100</td> <td style="padding: 2px;">Fermium</td> <td style="padding: 2px;">101</td> <td style="padding: 2px;">Mendelevium</td> <td style="padding: 2px;">102</td> <td style="padding: 2px;">Nobelium</td> <td style="padding: 2px;">103</td> <td style="padding: 2px;">Lawrencium</td> </tr> </table>										140	Ce	141	Pr	144	Nd	150	Sm	152	Eu	157	Gd	162	Dy	165	Ho	167	Er	169	Tm	173	Yb	175	Lu	58	Cerium	59	Praseodymium	60	Neodymium	62	Samarium	63	Europium	64	Gadolinium	66	Dysprosium	67	Holmium	68	Erbium	69	Thulium	70	Ytterbium	71	Lutetium	90	Thorium	91	Protactinium	92	Uranium	94	Plutonium	95	Americium	96	Curium	98	Californium	99	Einsteinium	100	Fermium	101	Mendelevium	102	Nobelium	103	Lawrencium
140	Ce	141	Pr	144	Nd	150	Sm	152	Eu	157	Gd	162	Dy	165	Ho	167	Er	169	Tm	173	Yb	175	Lu																																																												
58	Cerium	59	Praseodymium	60	Neodymium	62	Samarium	63	Europium	64	Gadolinium	66	Dysprosium	67	Holmium	68	Erbium	69	Thulium	70	Ytterbium	71	Lutetium																																																												
90	Thorium	91	Protactinium	92	Uranium	94	Plutonium	95	Americium	96	Curium	98	Californium	99	Einsteinium	100	Fermium	101	Mendelevium	102	Nobelium	103	Lawrencium																																																												

The volume of one mole of any gas is 24 dm³ at room temperature and pressure (r.t.p.).

Permission to reproduce items where third-party owned material protected by copyright is included has been sought and cleared where possible. Every reasonable effort has been made by the publisher (UCLES) to trace copyright holders, but if any items requiring clearance have unwittingly been included the publisher will be pleased to make amends at the earliest possible opportunity.

University of Cambridge International Examinations is part of the Cambridge Assessment Group. Cambridge Assessment is the brand name of University of Cambridge Local Examinations Syndicate (UCLES), which is itself a department of the University of Cambridge.