



UNIVERSITY OF CAMBRIDGE INTERNATIONAL EXAMINATIONS
General Certificate of Education Advanced Level

CANDIDATE
NAME

CENTRE
NUMBER

| | | | | |
|--|--|--|--|--|
| | | | | |
|--|--|--|--|--|

CANDIDATE
NUMBER

| | | | |
|--|--|--|--|
| | | | |
|--|--|--|--|

* 7 5 0 3 7 1 0 1 0 9 *

COMPUTING

9691/33

Paper 3

May/June 2012

2 hours

Candidates answer on the Question Paper.

No additional materials are required.

No calculators allowed.

READ THESE INSTRUCTIONS FIRST

Write your Centre number, candidate number and name on all the work you hand in.

Write in dark blue or black pen.

You may use a soft pencil for any diagrams, graphs or rough working.

Do not use staples, paper clips, highlighters, glue or correction fluid.

DO NOT WRITE IN ANY BARCODES.

Answer **all** questions.

No marks will be awarded for using brand names for software packages or hardware.

At the end of the examination, fasten all your work securely together.

The number of marks is given in brackets [] at the end of each question or part question.

This document consists of **16** printed pages.



- 1 A database is designed to store data about all aircraft owned by an airline and the flight schedules.

The following table `AircraftSchedule` was a first attempt at part of the database design.

Table: `AircraftSchedule`

| AircraftID | Type | YearBought | FlightCode | Departure | Arrival |
|------------|---------|------------|------------|-----------|-----------|
| 1 | 747 | 1998 | 2032 | Delhi | Singapore |
| | | | 1187 | Singapore | Melbourne |
| | | | 1326 | Melbourne | Tokyo |
| | | | 1556 | Tokyo | Delhi |
| 2 | 747-400 | 2007 | 1426 | Bristol | Amsterdam |
| | | | 1427 | Amsterdam | Bristol |
| | | | 5564 | Bristol | Rome |
| | | | 7865 | Rome | Istanbul |
| 3 | 747-400 | 2007 | 1090 | London | New York |
| | | | 1165 | New York | Boston |

- (a) (i) Explain why the table is not in First Normal Form (1NF).

.....
 [1]

- (ii) Explain your answer in terms of the data above.

.....
 [1]

- (b) The design is changed to the following:

`Aircraft` (`AircraftID`, `Type`, `YearBought`)
`Schedules` (`FlightCode`, `Departure`, `Arrival`)

Using the data given in the original table:

- (i) Show what data is now stored in the table `Aircraft`.

Table: `Aircraft`

| AircraftID | Type | YearBought |
|------------|------|------------|
| | | |
| | | |
| | | |

[1]

- (ii) How many records are now stored in table `Schedules`?

..... [1]

(c) (i) Explain what is meant by a primary key.

.....
.....
.....
..... [2]

(ii) What is the primary key of table `Aircraft`?

..... [1]

(d) (i) Explain what is meant by a foreign key.

.....
.....
.....
..... [2]

(ii) State what foreign key needs to be added to the `Schedules` table design.

..... [1]

(e) An additional table `Airport` is designed as shown:

`Airport` (`AirportName`, `Country`, `NoOfRunways`)

Explain why this table is in Third Normal Form (3NF).

.....
.....
.....
..... [2]

(f) The normalisation process is designed to eliminate data inconsistency.

Explain what is meant by data inconsistency.

.....
..... [1]

2 A binary pattern can be used to represent a variety of different data used in a computer system.

(a) The pattern could represent an ASCII character code.
The table shows part of the ASCII code table.

ASCII Code Table

| Character | Decimal | Character | Decimal | Character | Decimal |
|-----------|---------|-----------|---------|-----------|---------|
| <Space> | 32 | I | 73 | R | 82 |
| A | 65 | J | 74 | S | 83 |
| B | 66 | K | 75 | T | 84 |
| C | 67 | L | 76 | U | 85 |
| D | 68 | M | 77 | V | 86 |
| E | 69 | N | 78 | W | 87 |
| F | 70 | O | 79 | X | 88 |
| G | 71 | P | 80 | Y | 89 |
| H | 72 | Q | 81 | Z | 90 |

Consider the binary pattern: **0100 1110**.

(i) What character is represented by this binary pattern?

..... [1]

(ii) What is the hexadecimal for this binary pattern?

..... [1]

(b) (i) A computer system needs to be able to store positive and negative integers.
Two possible representations are:

- sign and magnitude
- two's complement.

Describe **two** advantages of using two's complement.

.....
.....
.....
..... [2]

(ii) The integers -13 and +59 are to be added using two's complement addition.
Show your working.

| | | | | | | | | | |
|-----|--|--|--|--|--|--|--|--|--|
| -13 | | | | | | | | | |
| +59 | | | | | | | | | |
| | | | | | | | | | |

[3]

(c) Real numbers are to be stored in floating point representation with:

- 8 bits for the mantissa, followed by
- 4 bits for the exponent
- two's complement used for both the mantissa and the exponent

(i) Consider the binary pattern:

| | | | | | | | | | | | |
|---|---|---|---|---|---|---|---|---|---|---|---|
| 1 | 0 | 1 | 0 | 1 | 0 | 0 | 0 | 0 | 1 | 1 | 1 |
|---|---|---|---|---|---|---|---|---|---|---|---|

What number is this in denary? Show your working.

.....

.....

.....

.....

.....

..... [3]

(ii) Explain how you can recognise that the above pattern is normalised.

.....

..... [1]

(iii) Show the binary pattern for the smallest negative number (negative sign and large magnitude) which can be stored using a normalised 12-bit floating point representation.

Mantissa:

| | | | | | | | |
|--|--|--|--|--|--|--|--|
| | | | | | | | |
|--|--|--|--|--|--|--|--|

Exponent:

| | | | |
|--|--|--|--|
| | | | |
|--|--|--|--|

Work out its denary value.

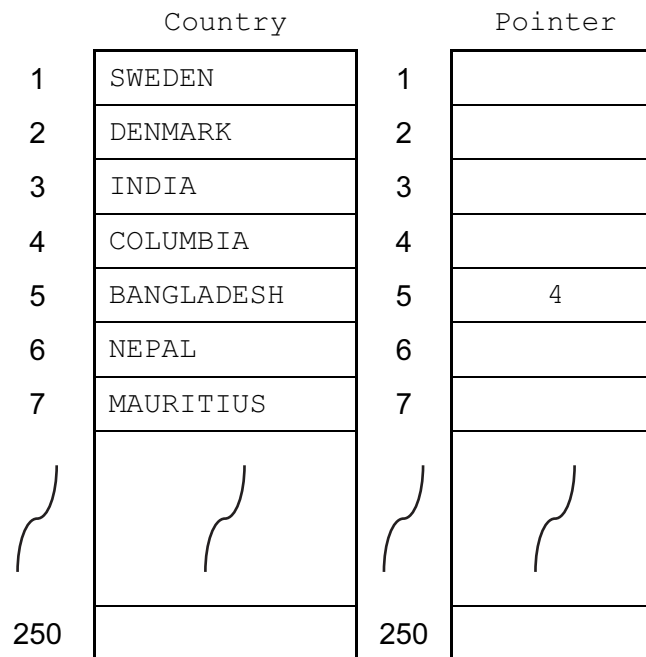
Denary: [3]

- 3 A linked list is to be implemented with the data structures described in the variable table. The countries are to be organised in alphabetical order.

For
Examiner's
Use

| Identifier | Data Type | Description |
|-------------|-----------------------|---|
| Country | ARRAY[250] OF STRING | Stores the country names |
| Pointer | ARRAY[250] OF INTEGER | Array index which points to the next country in the linked list |
| HeadPointer | INTEGER | Array index pointing to the first country in the linked list |

HeadPointer



- (a) Complete the above diagram showing all the pointer values for this linked list.

[4]

- (b) The following pseudocode uses the linked list to output all country names which are alphabetically before a requested country.
For example, the user inputs NEPAL – the pseudocode outputs all the values which are alphabetically before NEPAL.

For
Examiner's
Use

Fill in the gaps in the pseudocode.

```

INPUT RequestedValue
IF .....
  THEN
    //special case - the list is empty ...
    OUTPUT "Linked list is empty"
  ELSE
    .....
    Current ← HeadPointer
    REPEAT
      IF Country[Current] < RequestedValue
        THEN
          OUTPUT Country[Current]
          Current ← .....
        ELSE
          NoMoreValues ← TRUE
      ENDIF
    UNTIL NoMoreValues = TRUE
  
```

[3]

4 Expressions can be written in either infix or reverse Polish notation.

(a) Evaluate this reverse Polish expression:

9 6 - 5 *

..... [1]

(b) Write the following infix expressions in reverse Polish.

(i) (c + 5) / (b - c)

..... [1]

(ii) 3 * 9 - 6 / 2

..... [2]

(c) Describe **one** benefit of storing an expression in reverse Polish.

..... [1]

(d) An expression in reverse Polish can be evaluated on a computer system using a stack.

(i) Describe the operation of a stack.

..... [1]

(ii) A stack is to be implemented as an array with an integer variable to point to the 'top of stack' index position.

State whether this is a static data structure or a dynamic data structure and explain why.

..... [2]

- (iii) The reverse Polish expression $4\ 7\ * \ 2\ + \ 5\ /$ is to be evaluated using a stack. The first available location on the stack is 1.

*For
Examiner's
Use*

Show how the contents of the stack change as this expression is evaluated.

| | | | | | | | |
|---|--|--|--|--|--|--|--|
| 5 | | | | | | | |
| 4 | | | | | | | |
| 3 | | | | | | | |
| 2 | | | | | | | |
| 1 | | | | | | | |

[4]

5 (a) Define what is meant by the term computer simulation.

.....

.....

.....

..... [2]

(b) Give **two** reasons why a computer system is particularly suited to carrying out a simulation.

1

.....

2

..... [2]

(c) A new road has been built which crosses an existing road at right angles. A new set of traffic control lights is to be installed to control the traffic flows on the existing and new road.

Identify **three** variables which need to be controlled by the software simulation of the operation of the traffic lights.

1

2

3 [3]

(d) The values input to the simulation will affect the outputs produced.

Give **one** example for this traffic control light scenario of a change to an input which will directly affect the output.

Input change

.....

Effect on the output

..... [2]

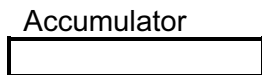
6 The table shows the assembly language instructions for a processor which has one general purpose register – the Accumulator.

For
Examiner's
Use

| Instruction | | Explanation |
|-------------|-----------|--|
| Op Code | Operand | |
| LDD | <address> | Load using direct addressing |
| STO | <address> | Store the contents of the Accumulator at the given address |
| LDI | <address> | Load using indirect addressing |
| LDX | <address> | Load using indexed addressing |
| INC | | Add 1 to the contents of the Accumulator |
| END | | End the program and return to the operating system |

(a) Write on the diagram to explain the assembly language instruction shown below. Show the contents of the Accumulator after the execution of the instruction.

LDD 66



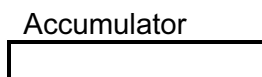
Main memory

| | |
|-----|-----------|
| 60 | 0110 0000 |
| 61 | 0100 0000 |
| 62 | 1111 1110 |
| 63 | 1111 0000 |
| 64 | 0101 1101 |
| 65 | 0001 0001 |
| 66 | 1010 1000 |
| 67 | 1100 0001 |
| ⋮ | |
| 200 | 1001 1111 |

[2]

(b) Write on the diagram to explain the assembly language instruction shown. Show the contents of the Accumulator after the execution of the instruction.

LDI 61



Main memory

| | |
|-----|-----------|
| 60 | 0110 0000 |
| 61 | 0100 0000 |
| 62 | 1111 1110 |
| 63 | 1111 0000 |
| 64 | 0101 1101 |
| 65 | 0001 0001 |
| 66 | 1010 1000 |
| 67 | 1100 0001 |
| ⋮ | |
| 200 | 1001 1111 |

[3]

(c) Trace this assembly language program using the given trace table. The first instruction of the program is loaded into main memory at address 200.

For
Examiner's
Use

| | | |
|-----|-----|-----|
| 200 | LDD | 208 |
| 201 | INC | |
| 202 | STO | 208 |
| 203 | LDD | 207 |
| 204 | INC | |
| 205 | STO | 207 |
| 206 | END | |
| 207 | | 16 |
| 208 | | 150 |

| Accumulator | Memory Address | |
|-------------|----------------|-----|
| | 207 | 208 |
| | 16 | 150 |
| | | |
| | | |
| | | |
| | | |
| | | |
| | | |
| | | |

[4]

(d) Explain the relationship between assembly language instructions and machine code instructions.

.....
 [1]

7 (a) Explain what is meant by an interrupt.

.....
.....
.....
..... [2]

(b) An operating system uses interrupts which have priorities.

Describe the sequence of steps which would be carried out by the interrupt handler software when an interrupt is received and serviced.

.....
.....
.....
.....
.....
.....
.....
.....
.....
.....
.....
.....
.....
.....
.....
..... [6]

